



KANSALLINEN
KOULUTUKSEN
ARVIOINTIKESKUS

Views to the progress of higher education studies in Finland in the pandemic times

Senior Evaluation Advisor Kati Isoaho, 16.2.2022
Finnish Education Evaluation Centre (FINEEC)

FINEEC evaluation in 2020

Impacts of the exceptional teaching arrangements on the realisation of equality and equity at different levels of education. (FINEEC 8:2021).

Survey for all the HEI`s in September 2020 (N = 38)

Data on the study progress in 2017-2020 (completed degrees and ECTS credits)

Finnish students in the beginning of the pandemic times (2020)

The FINEEC evaluation provided **two-sided picture on the state of HEI`s** in the beginning of the pandemic times.

Quantitative results of the Finnish HE system mainly followed the years before Covid pandemic in 2020.

Almost seven HE institutions out of ten considered that Covid pandemic has had **an effect on the equal opportunities of learning** among students.

There were signals that **the reality behind the good quantitative results was not always easy** and there seemed to be **polarization among students** in coping with new circumstances.

HE institutions considered that the need for the support had increased most among **the students who have learning disabilities.**

Level and trend of the electronic guidance services in 2020

13% of the higher education institutions reported that in normal circumstances they have extensive electronic guidance services and they have had utilized them also in pandemic conditions.

42% the higher education institutions reported that in normal circumstances they have to electronic guidance services to some extent and they have had utilized them also in pandemic conditions.

42% the higher education institutions reported that in normal circumstances they have some electronic guidance services and they have also developed some new ones.

3% the higher education institutions reported that in normal circumstances they have some electronic guidance services and also plans to develop new ones.

Actions taken in 2020 to smoothen newcomer`s study start

84% of the higher education instutions reported that they have made a great deal of actions.

16% of the higher education institutions reported that they have made actions to some extent.

Demand of the guidance services in 2020

Almost nine out of ten institutions considered that **students' contacts to the guidance services** had remain on the normal level or increased to some extent.

Almost nine out of ten institutions considered that they have been able to **respond to the contacts well or in an excellent manner.**

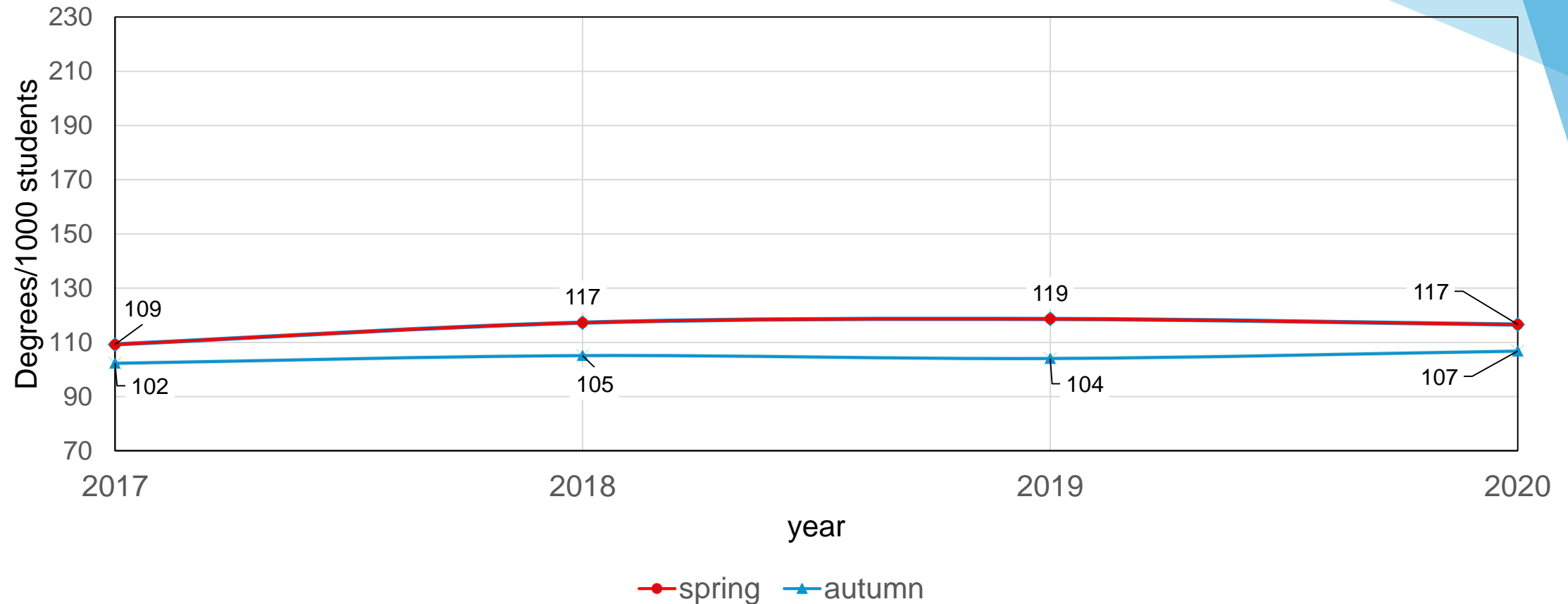
Had the need for the support been more visible in **the student health care services?**

Had all the students in need for the support been able to seek for it?

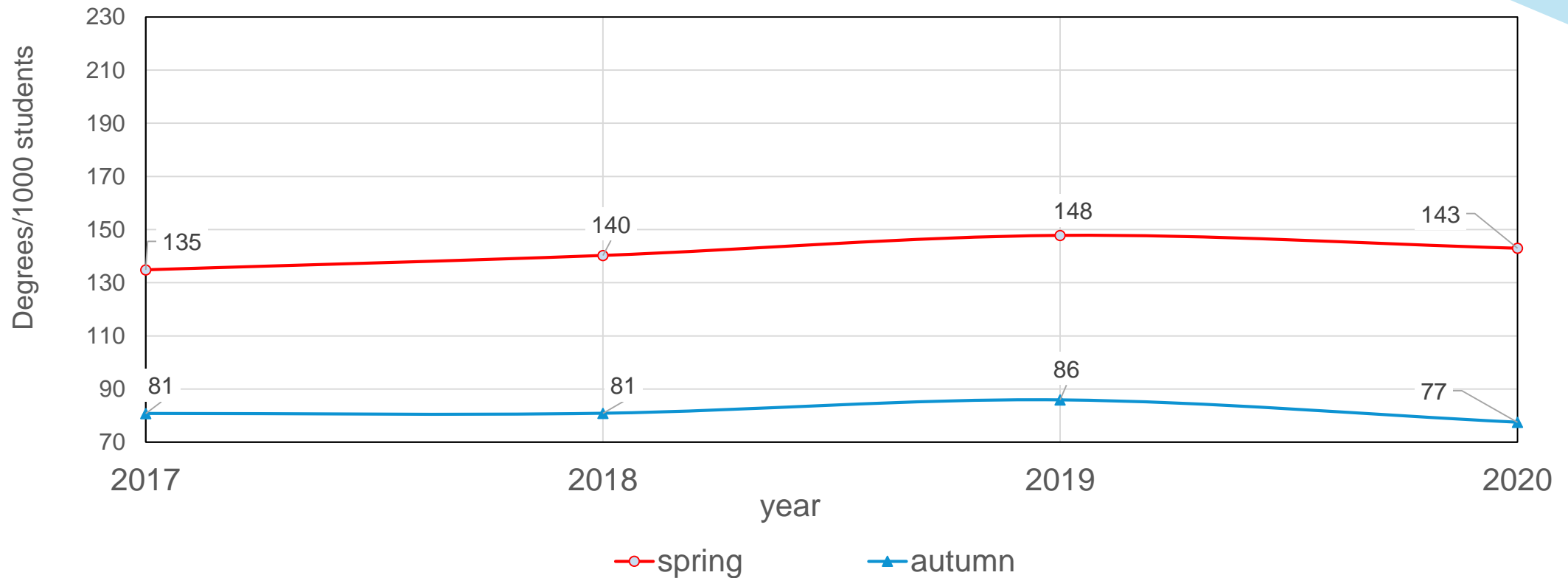
Indicators of study progress

- ❖ **Number of completed degrees per 1000 students who had registered as "attending"**
 - **Universities of applied sciences and universities**
 - **Bachelor-level and master-level degrees**
 - **Spring term and autumn term**
 - **Years 2017-2020**
- ❖ **Average of completed ECTS credits per student**
 - **Universities of applied sciences and universities**
 - **Bachelor-level and master-level degrees**
 - **Spring term and autumn term**
 - **Years 2017-2020**

Completion of the bachelor`s degrees at the universities of the applied sciences in 2017-2020



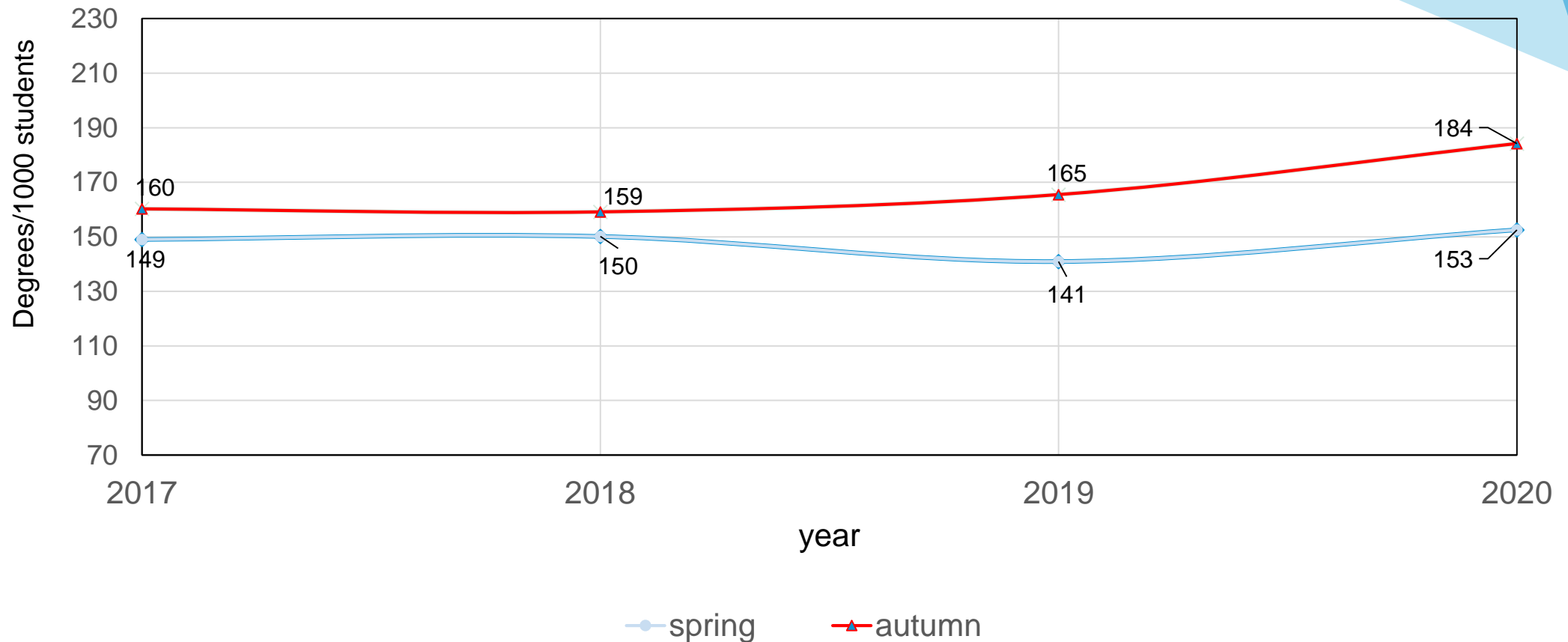
Completion of the bachelor`s degrees at the universities in 2017-2020



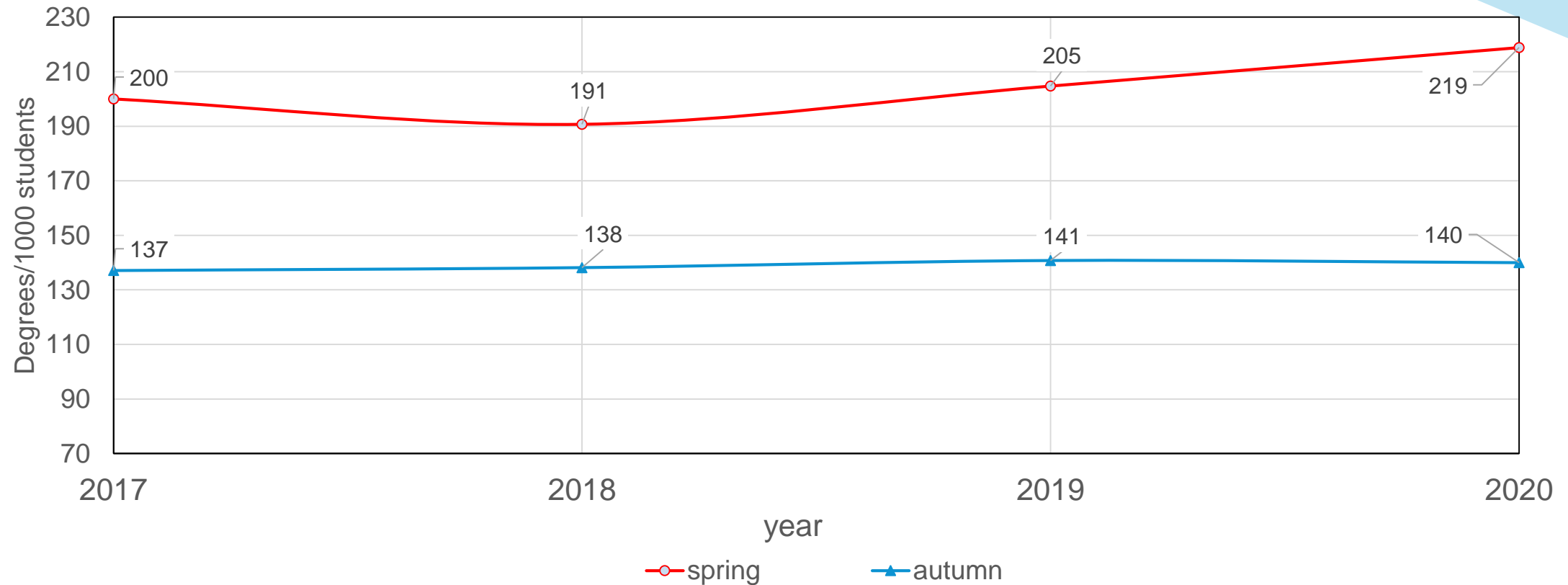
Conclusions and questions

- **UAS:** the completion of the bachelor`s degrees followed in 2020 a trend of the three past years
- **Universities:** the completion of the bachelor`s degrees followed the trend in a spring term 2020, but there was decrease in an autumn term.
-
- **Question:** as many institutions put much effort for the support of newcomers, was there lack of support for those finishing their bachelor`s studies?
- **Question:** has the number of students who registered as "attending" changed remarkably?

Completion of the master`s degrees at the universities of applied sciences in 2017-2020



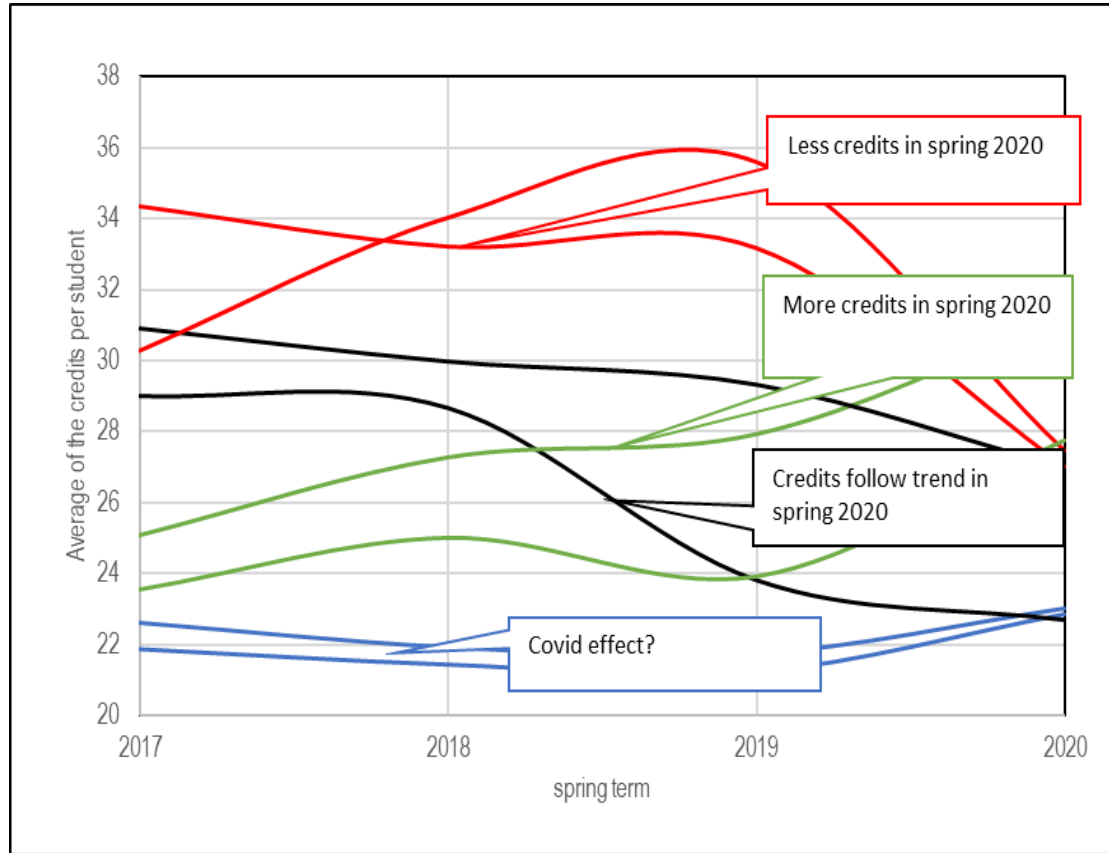
Completion of the master`s degrees at the universities in 2017-2020



Conclusions and questions

- **UAS:** the completion of the master`s degrees increased in 2020.
- **Universities:** the completion of the master`s degrees followed the trend in a spring term 2020, but there was increase in an autumn term.
- **Question:** as UAS master`s degrees are aimed for the working adults, has the weakened labour-market situation forced part of the student body to study faster?
- **Question:** has the weakened state of the part-time jobs forced master`s degree students at the universities to commit more widely to the full-time studies?
- **Question:** are master`s level studies anyway so independent that they were easily transferred into distance studies?

Cases: average of the ECTS credits per student in spring term 2020



- Most of the HEIs belonged to the group where the average followed the trend of past years
- In some of the institutions the average had decreased
- In some of the institutions the average had increased
- In the fourth group, the trend average had not been very high, but had increased in spring term 2020

Alternative views and explanations

Has the extensive and well-developing offer of electronic services benefitted most those learners who has got **best skills and self-motivation?**

Or has the extensive offer of the electronic services **equalised the situation between different learners?**

Thank you!



KANSALLINEN
KOULUTUKSEN
ARVIOINTIKESKUS