

# Turkey slide package for a foreign investor



February 2011  
Coşkun Sönmez

# Contents

1.	General information	3
2.	Economic development	9
3.	Prosperity and consumption	16
4.	External economic relations	18
5.	Additional information	28

The information in this document is compiled from a variety of sources. The Pan-European Institute assumes no responsibility for the completeness or accuracy of the information.

# 1. General information

## a) Geographical facts

### Land area and administrative divisions:

783,562 sq km. The territory of Turkey is subdivided into 81 provinces that are organized into 7 regions.

### Border countries:

Armenia 268 km, Azerbaijan 9 km, Bulgaria 240 km, Georgia 252 km, Greece 206 km, Iran 499 km, Iraq 352 km, Syria 822 km

### Distances from Ankara to some European capitals:

Berlin 2039 km

Helsinki 2319 km

London 2835 km

Madrid 3086

Paris 2600 km

(geobytes.com)



# 1. General information

## b) Population and basic facts

**Population:** 73 722 988 (December 2010)

**Major cities: (Population)**

Istanbul 13 255 685

Ankara (capital) 4 771 716

Izmir 3 948 848

Bursa 2 605 495

**Share of urban population:**

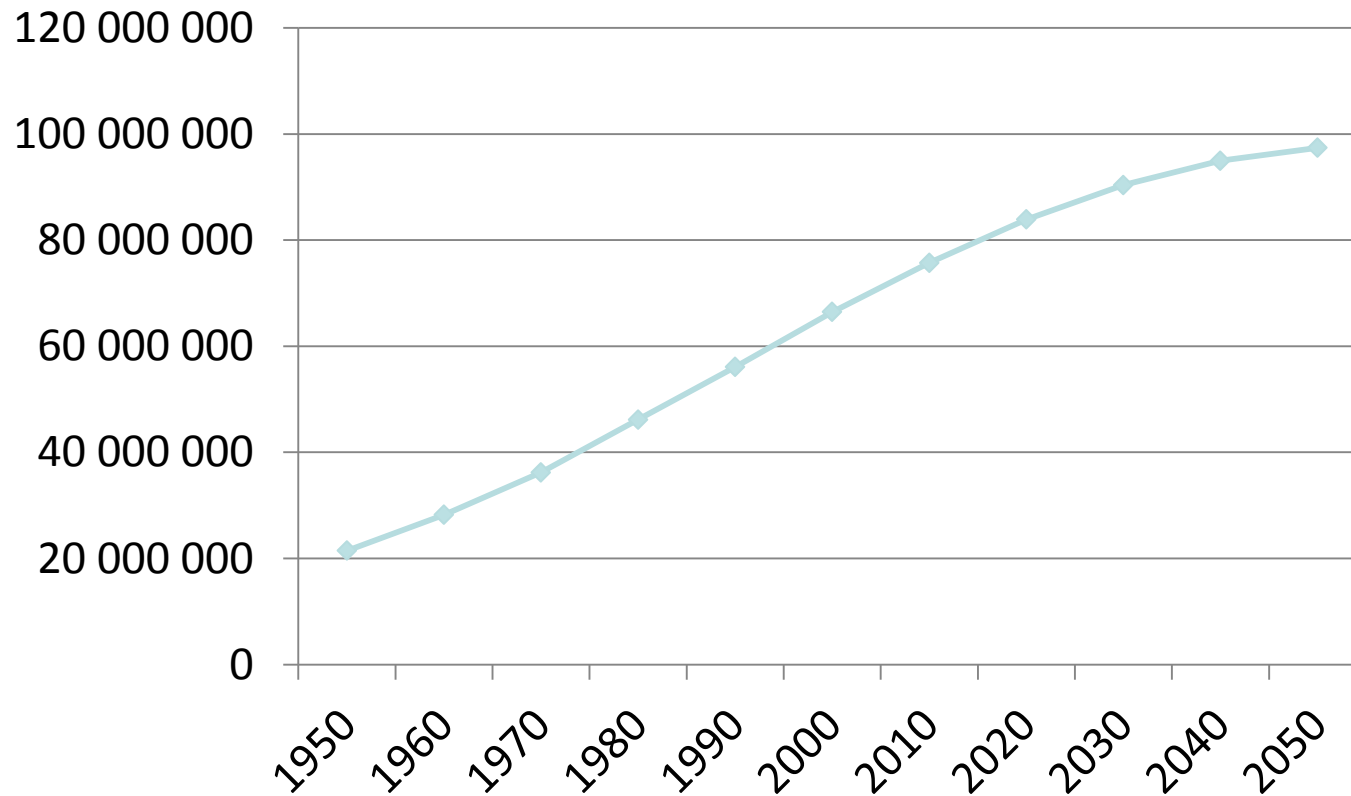
76,3% (December 2010)

**Natural resources:** Coal, iron ore, copper, chromium, antimony, mercury, gold, barite, borate, celestite (strontium), emery, feldspar, limestone, magnesite, marble, perlite, pumice, pyrites (sulfur), clay, arable land, hydropower

**Industries:** textiles, food processing, autos, electronics, mining (coal, chromate, copper, boron), steel, petroleum, construction, lumber, paper

# 1. General information

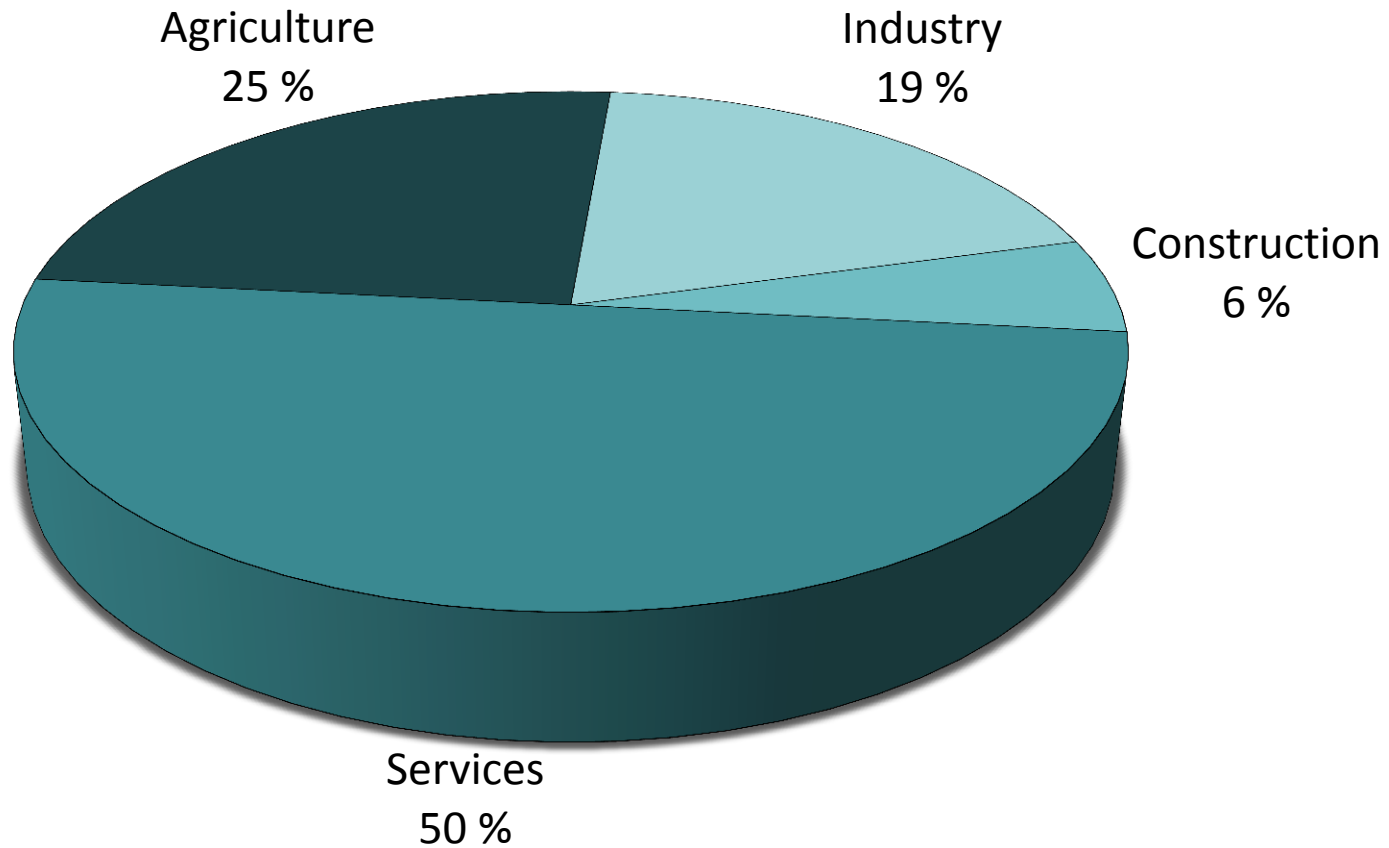
## c) Population 1950-2050



Sources: United Nations Population Division Prospects: The 2011 Revision

# 1. General information

## d) Distribution of Employment by Economic Activity (2009)



Source: Turkstat

# 1. General information

## e) Transport infrastructure

<b>Airports:</b>	99 (+20 Heliports) Istanbul (Atatürk and Sabiha Gökçen), Ankara (Esenboga), Izmir (Adnan Menderes), Adana, Trabzon, Van, Erzurum, Bursa, Samsun, Antalya, Dalaman, Milas, Bodrum
<b>Ports and Terminals:</b>	Aliaga, Diliskelesi, Ereğli, Izmir, Kocaeli (Izmit), Mersin Limani, Yarımca
<b>Railways:</b>	8,697 km (1,920 km electrified) (2008)
<b>Roadways:</b>	352,046 km (2008)
<b>Waterways:</b>	1,200 km (2008)

# 1. General information

## f) Largest companies in Turkey (2009)

Company name	Industry	Production based sales, \$mln*
TÜPRAŞ	Energy and Resources	9 818
EÜAŞ	Energy and Resources	4 135
Oyak-Renault	Vehicle Industry	3 467
Arçelik	Household Appliances	3 068
TOFAŞ	Vehicle Industry	2 834
Ford Otomotiv	Vehicle Industry	2 821
Ereğli Demir Çelik	Metal Industry	2 265
Aygaz	Energy	2 020
Vestel	Household Appliances	1 651
Habaş	Industrial And Medical	1 596

\*1 USD : 1,57 TL

Source: ISO, Top 500 Industrial Enterprises 2010



# 2. Economic development

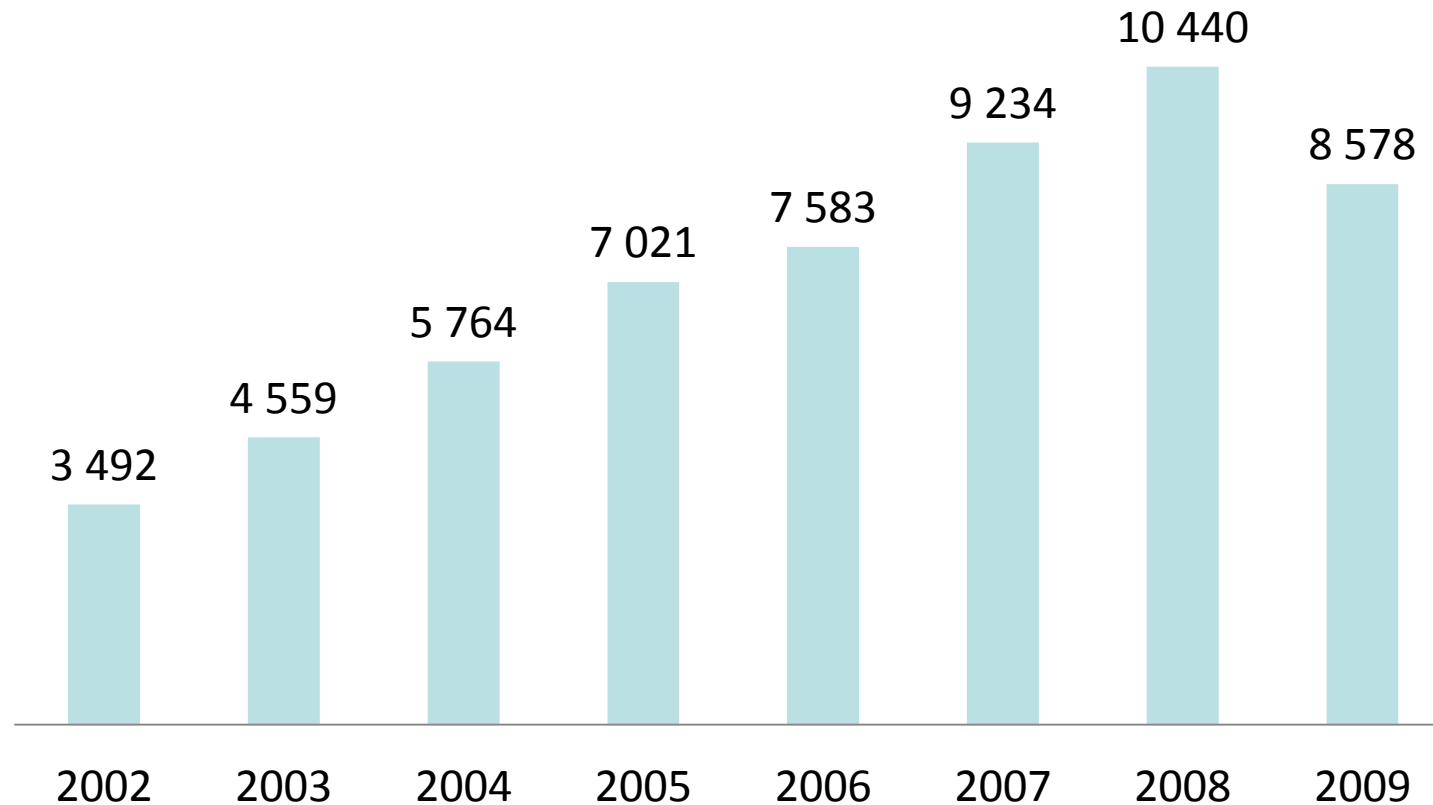
a) GDP annual growth rate (%)



Source: Turkstat

# 2. Economic development

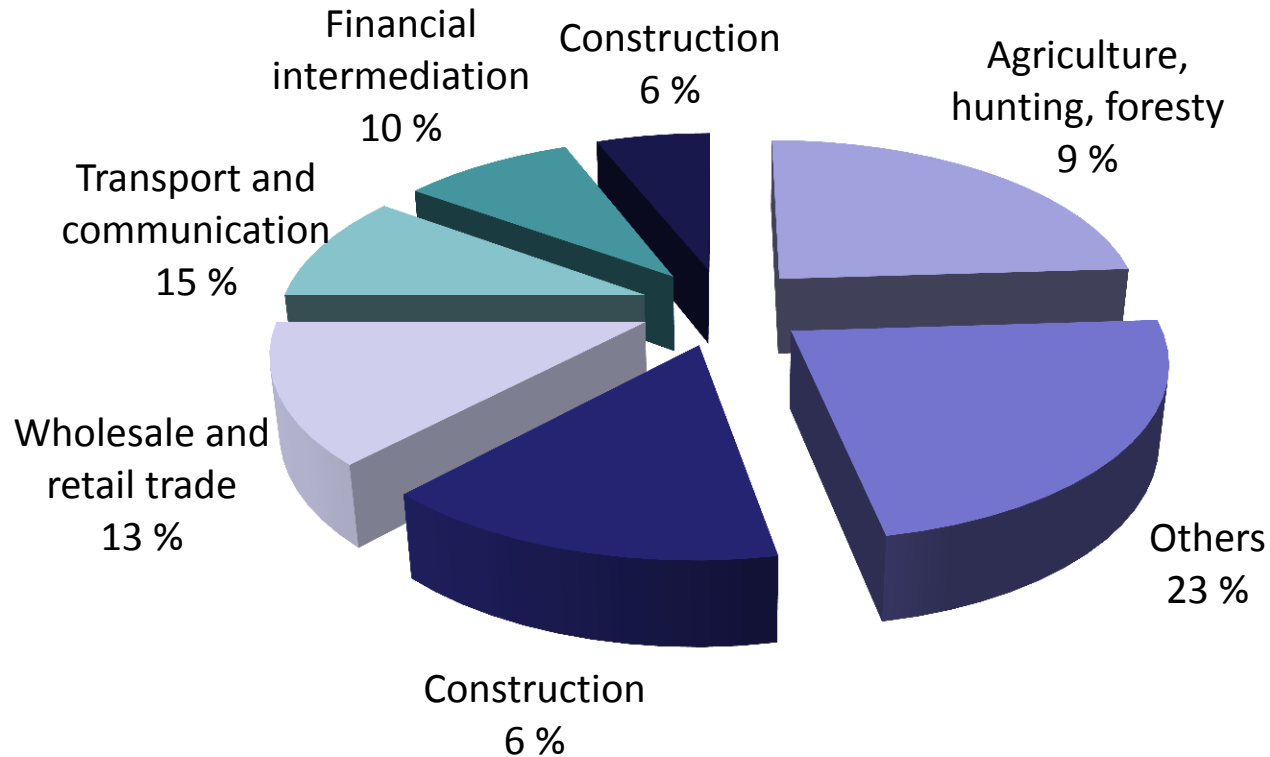
b) GDP per capita (USD)



Source: Turkstat, 2011 Annual Programme

# 2. Economic development

c) GDP by major sectors (2007)



Source: Turkstat

# 2. Economic development

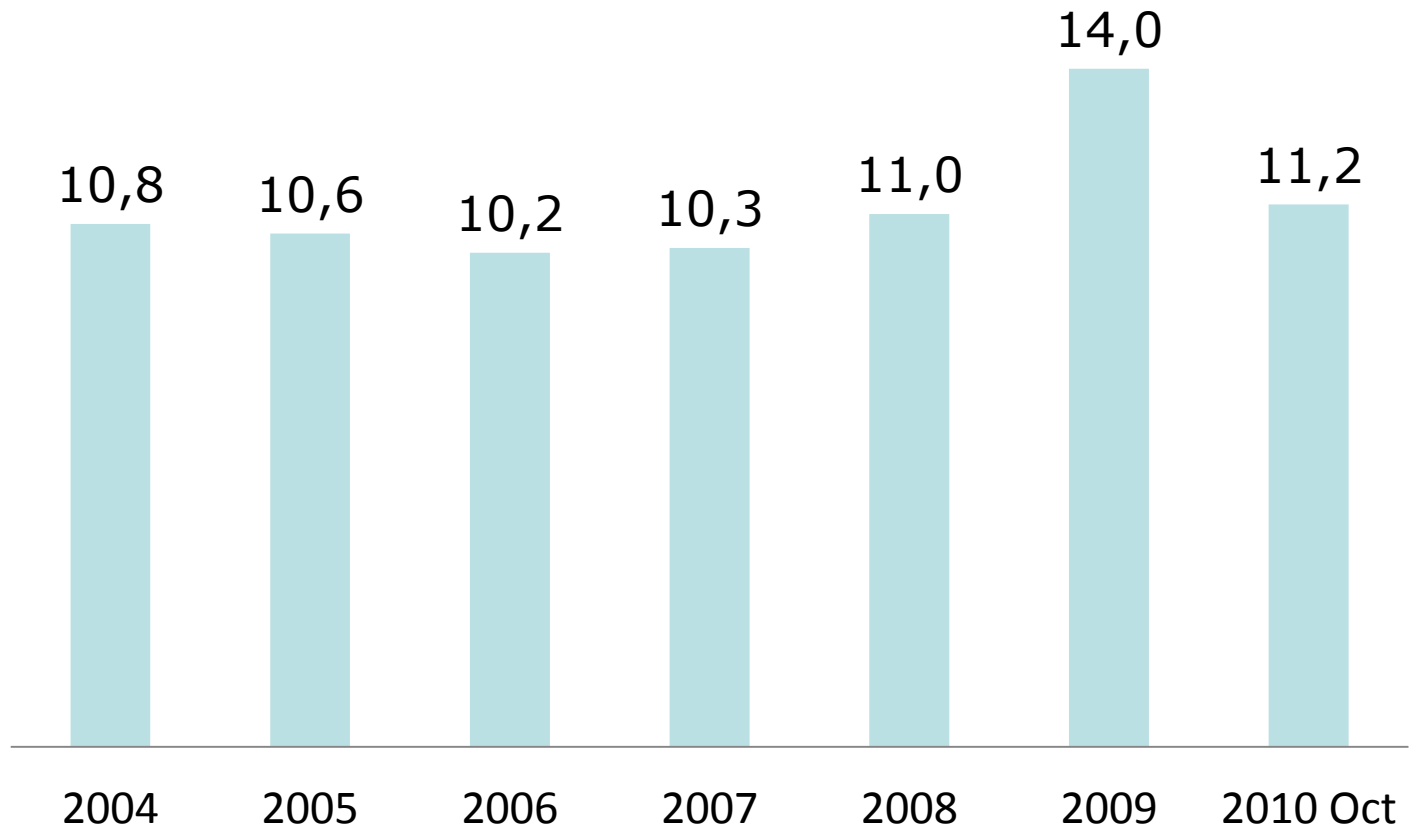
## d) Labour force and population

	2009	2010
Population (1 000)	70 773	71 574
Labour Force (1 000)	25 319	25 873
Employed (1 000)	22 019	22 972
Unemployed (1000)	3 299	2 901

Source: Turkstat

# 2. Economic development

e) Unemployment rate (%)



Source: Turkstat

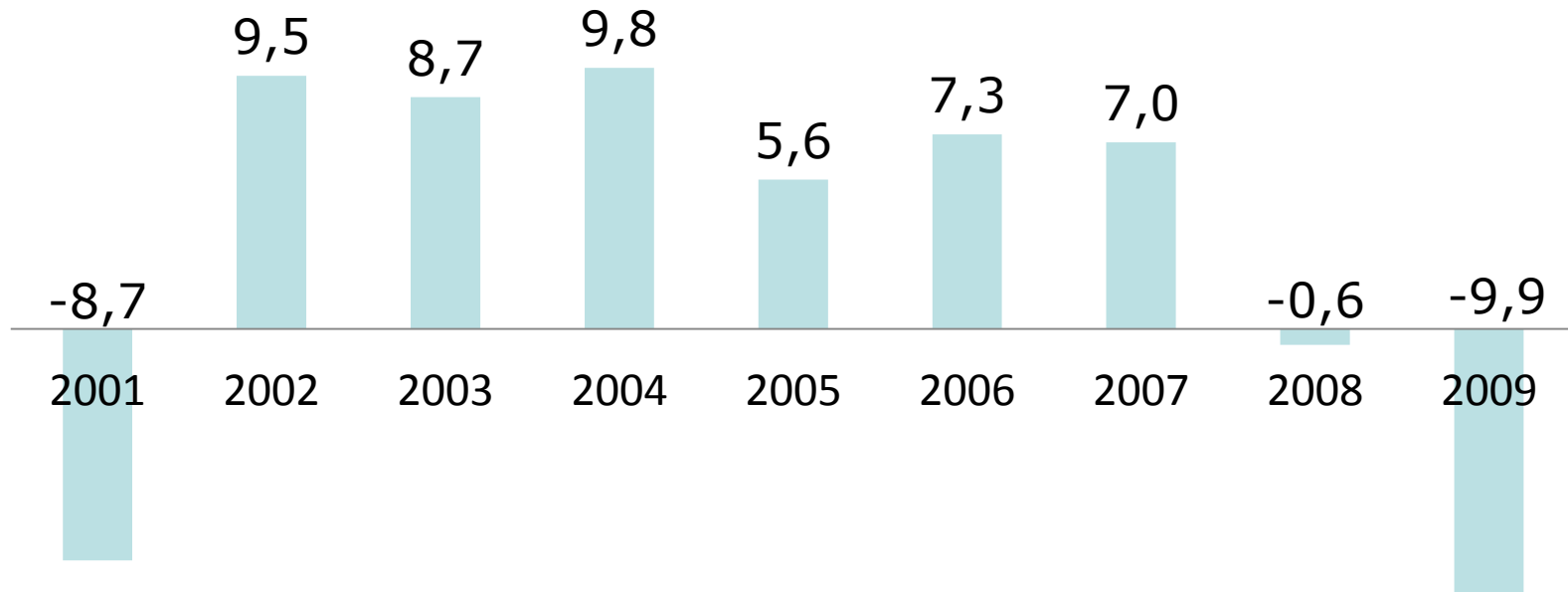
# 2. Economic development

## f) Turkey's business environment in comparison

Ranking index	Rank of Turkey/ Total number of countries
World Democracy Audit overall ranking 2010 [World Audit]	59/150
Index of Economic Freedom 2011 [The Heritage Foundation]	67/179
Corruption Perceptions Index 2010 [Transparency International]	64/178
Global Competitiveness Index 2010-2011 [World Economic Forum]	61/139
Ease of Doing Business 2010 [World Bank]	65/183

# 2. Economic development

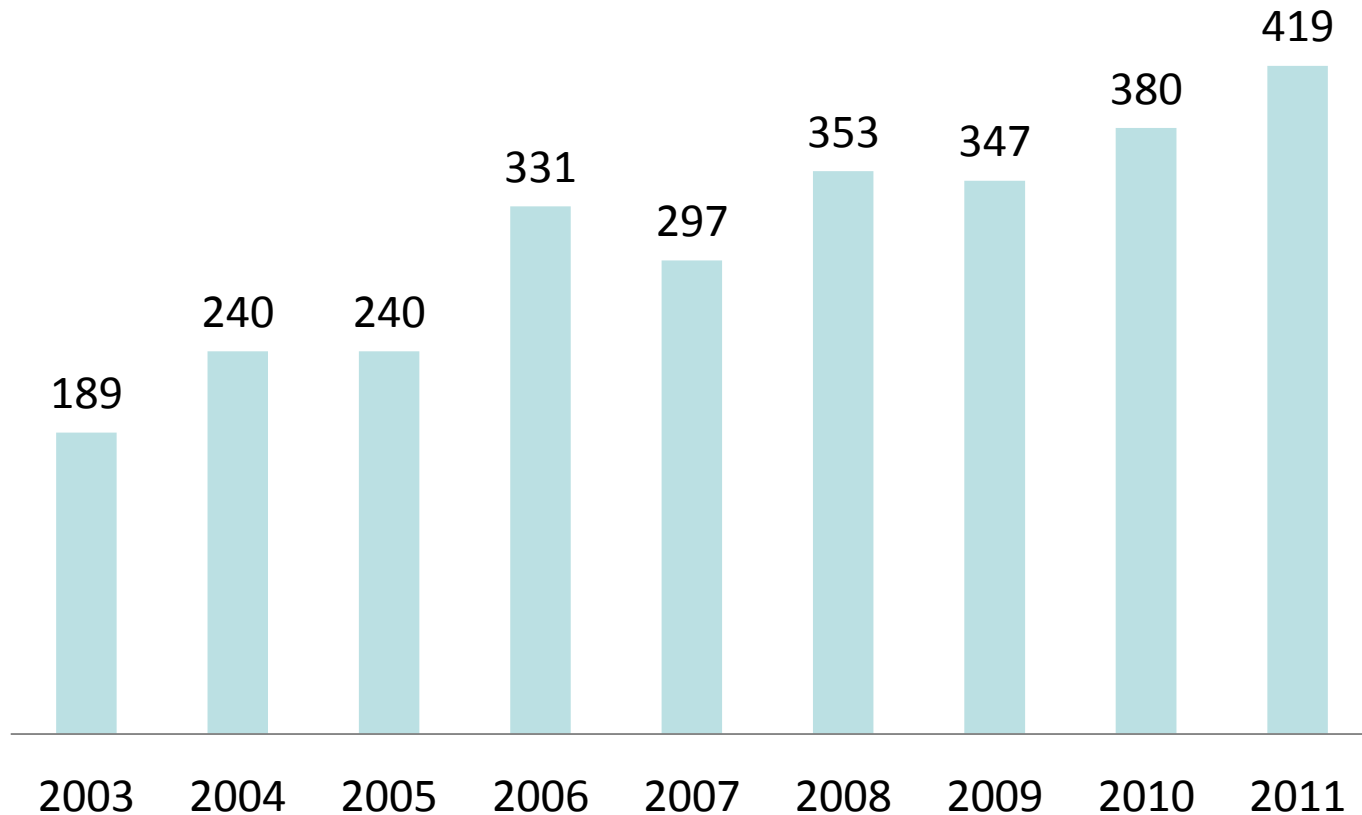
g) Industrial production growth rate (%)



Source: UNECE Statistical Database

# 3. Prosperity and consumption

a) Monthly minimum wage earnings (€/Month)

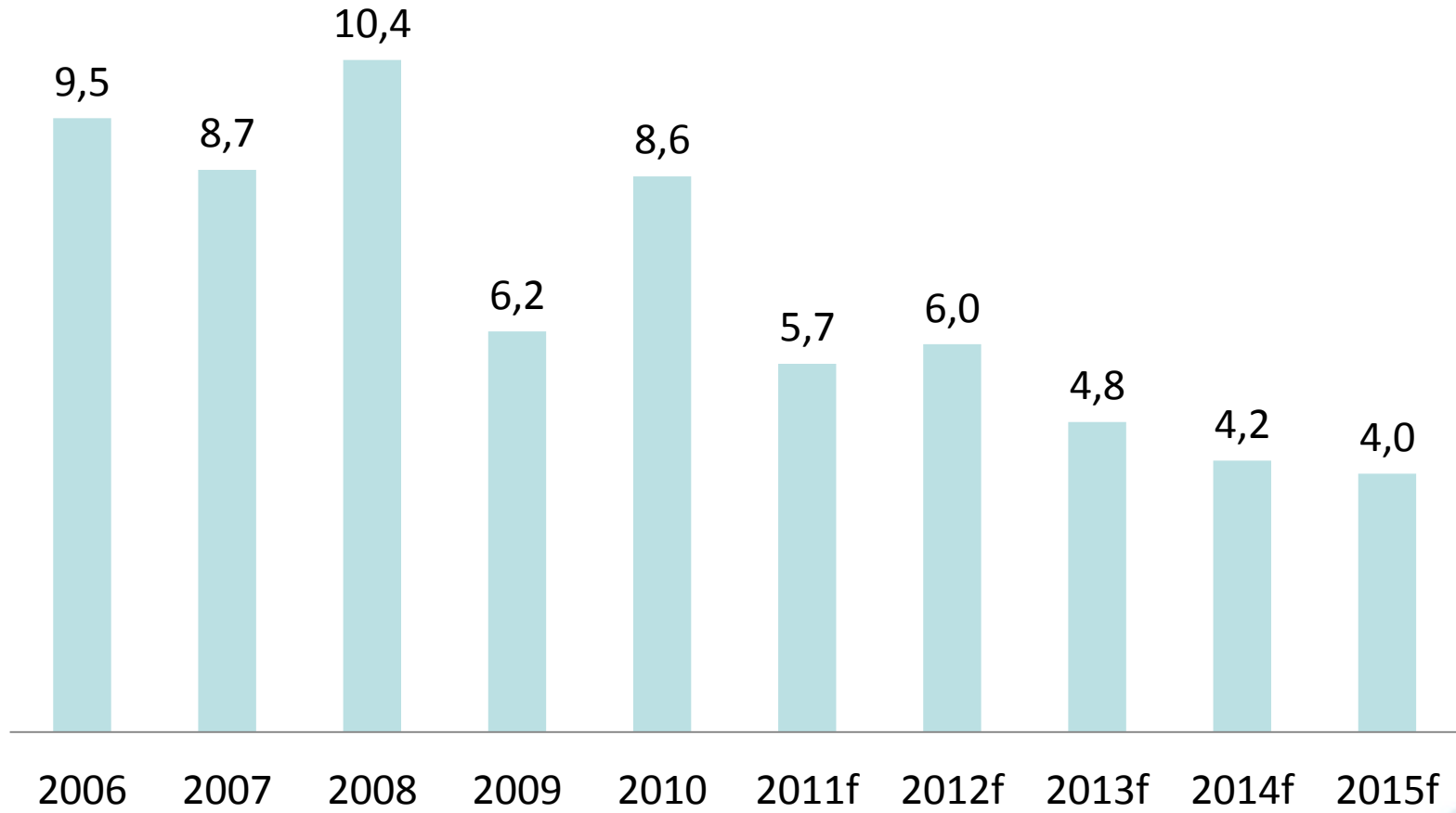


Source: Ministry of Finance



# 3. Prosperity and consumption

b) Consumer price index (%)

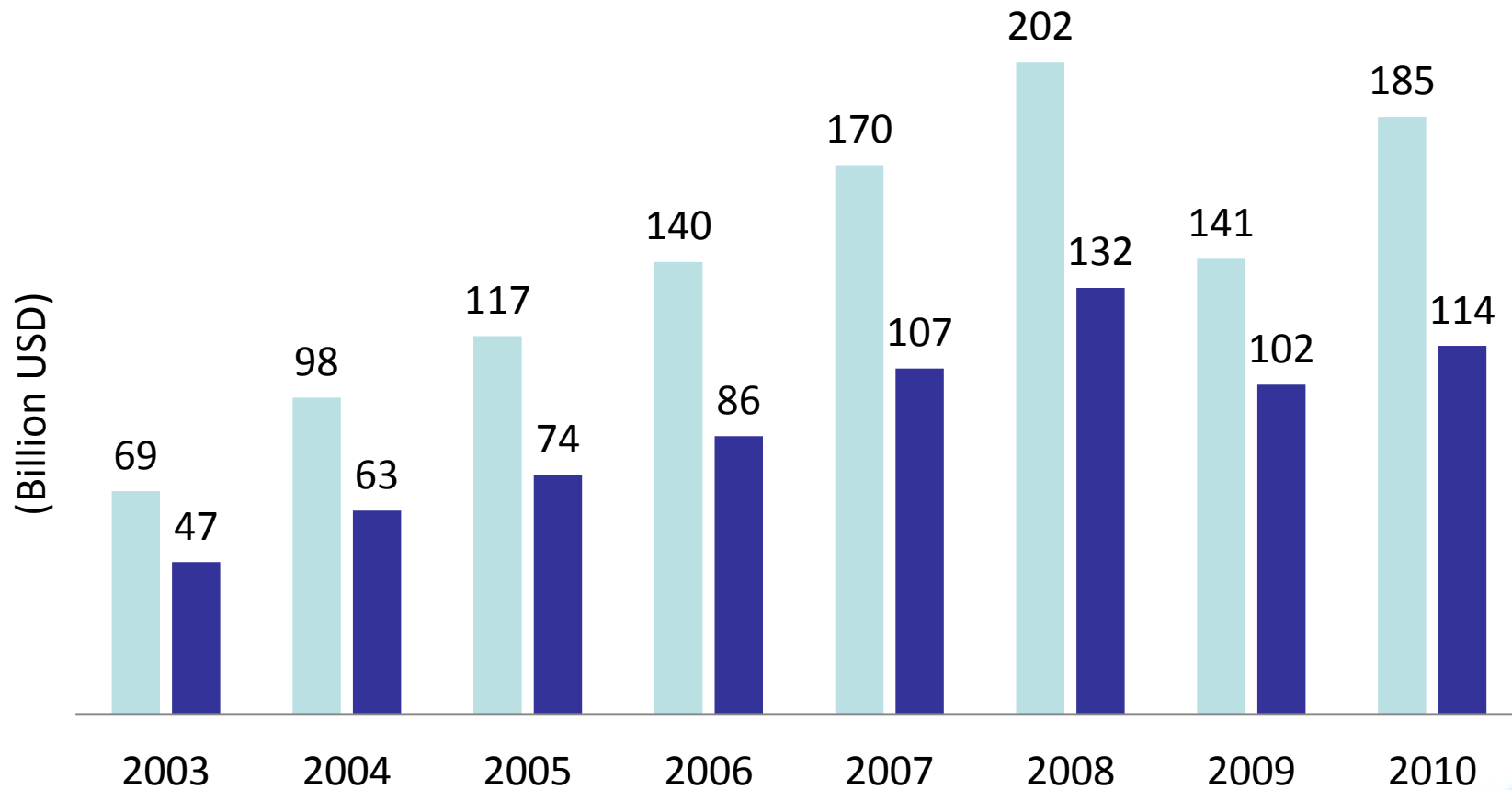


F: Forecast

Source: IMF World Economic Outlook Database 10/2010

# 4. External economic relations

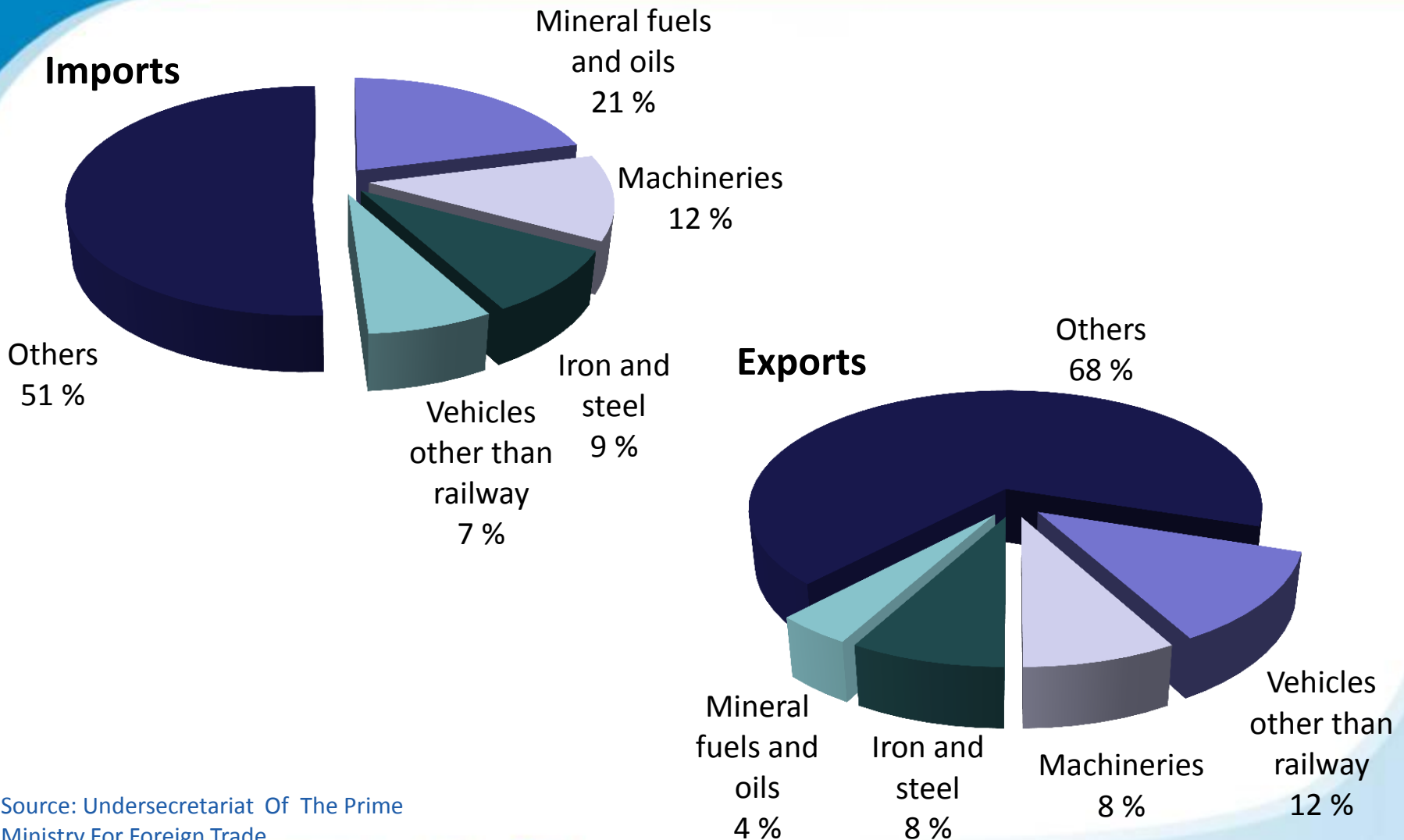
## a) Development of foreign trade (Billion \$)



Source: Turkstat

# 4. External economic relations

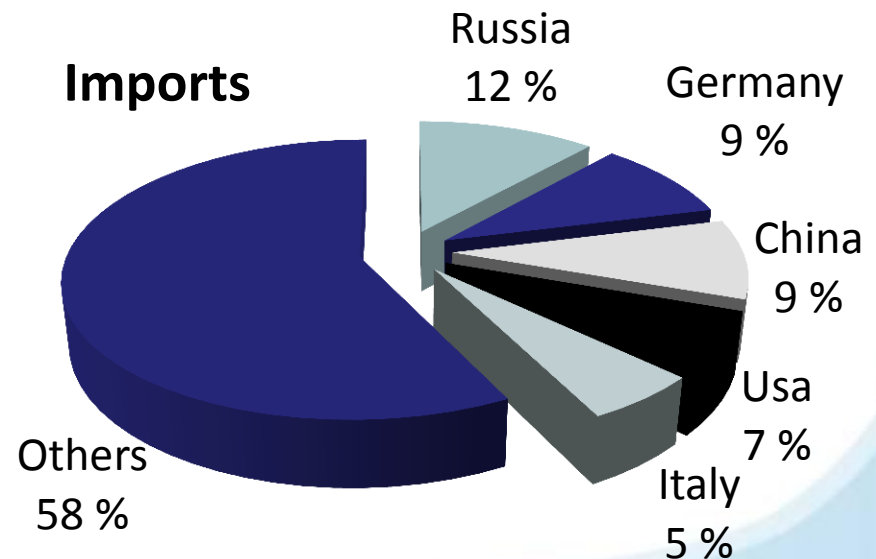
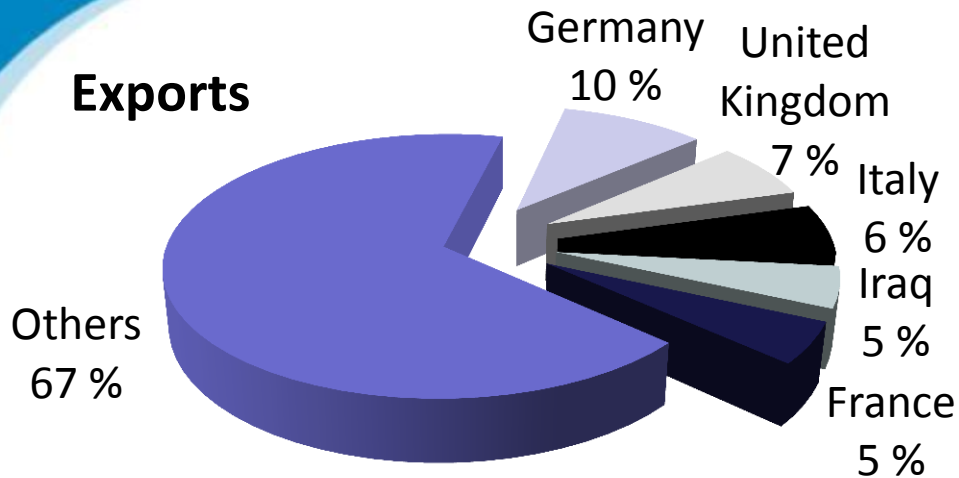
## b) Foreign trade structure in 2010



Source: Undersecretariat Of The Prime  
Ministry For Foreign Trade

# 4. External economic relations

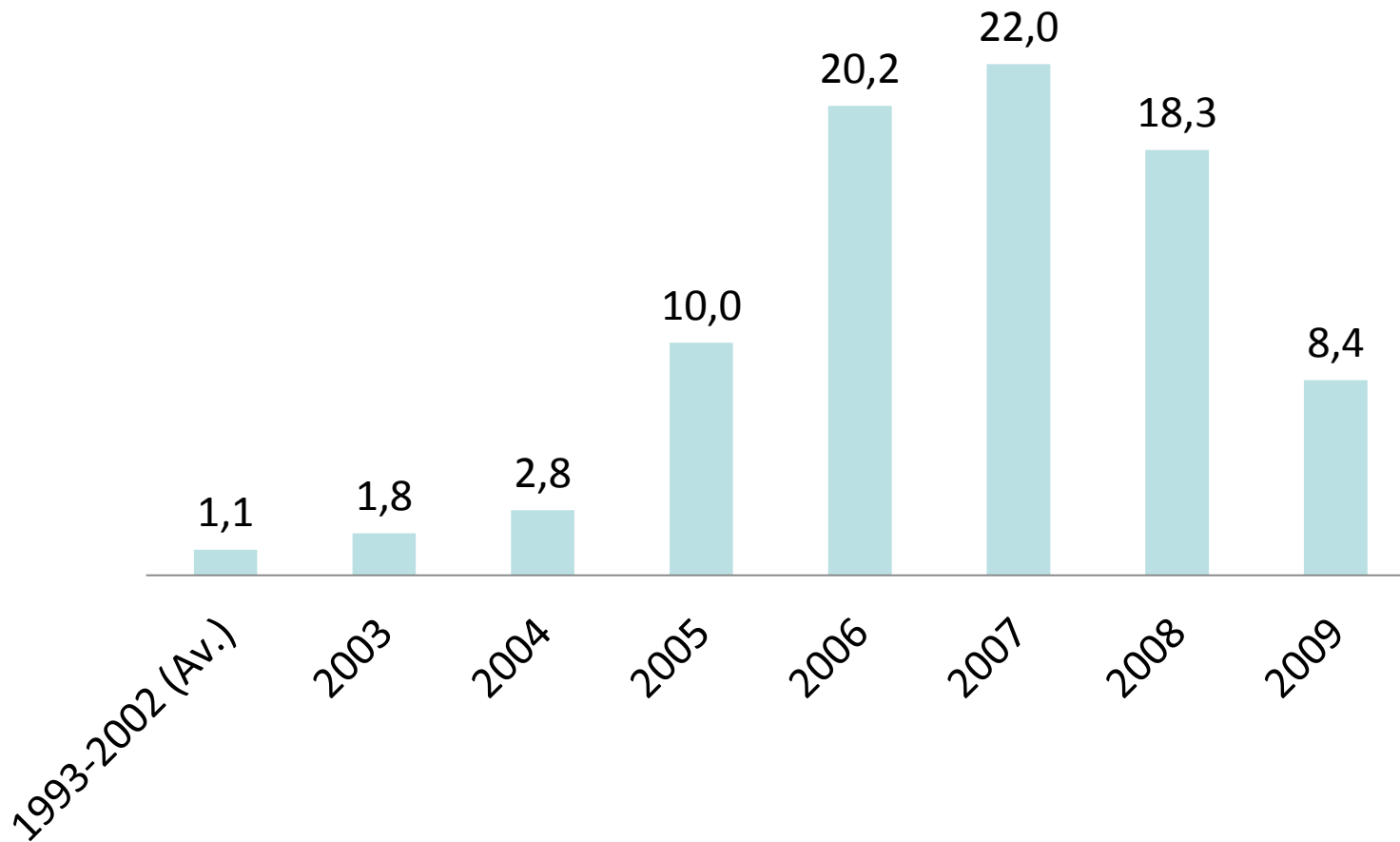
## c) Major export and import partners in 2010



Source: Undersecretariat Of The Prime Ministry  
For Foreign Trade

# 4. External economic relations

d) Foreign direct investments in Turkey (Billion \$)



Source: Source: Undersecretariat of Treasury

# 4. External economic relations

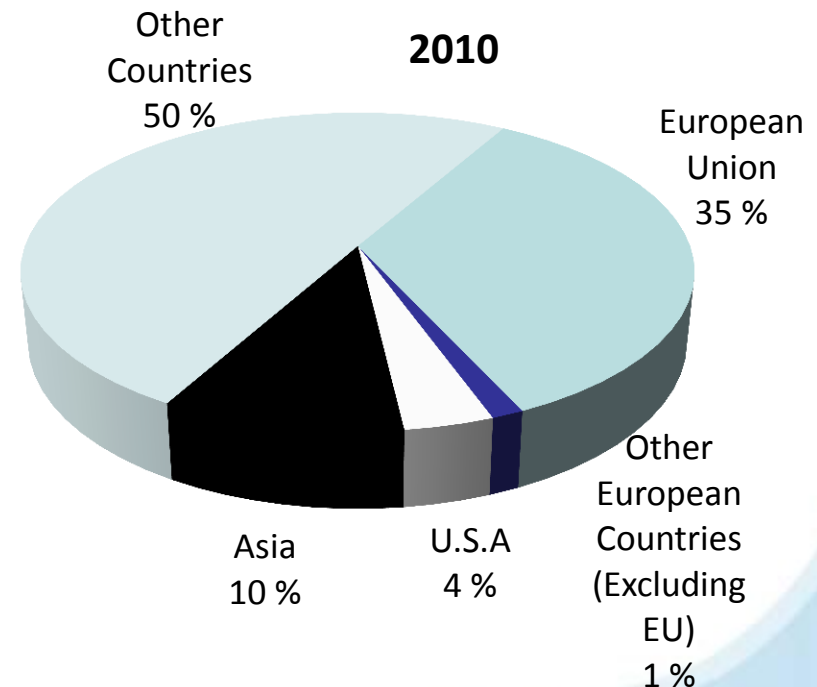
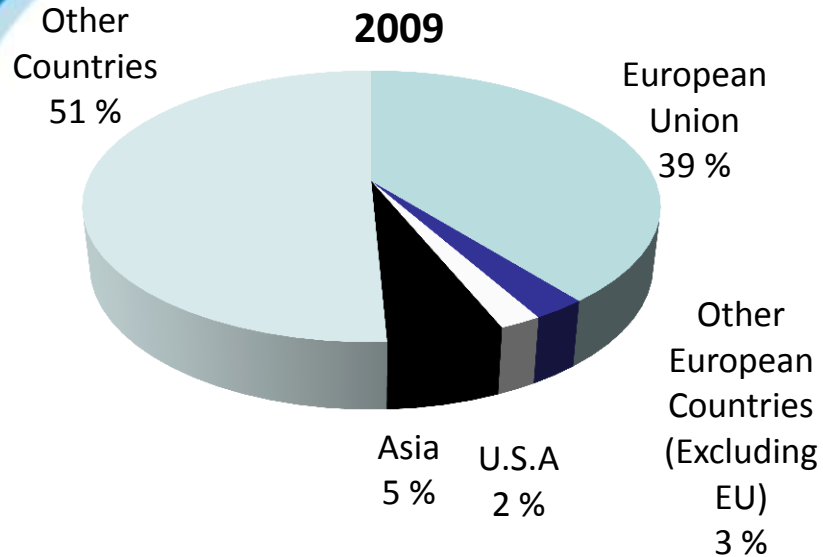
e) Foreign direct investment stock (Billion \$)



Source: World Investment Prospects to 2011; forecast (f)

# 4. External economic relations

f) Foreign direct investment by countries in 2010 (Million \$)



Source: Central Bank of the Republic of Turkey

# 4. External economic relations

g) Foreign direct investment Inflow by sectors in 2010 (Million \$)

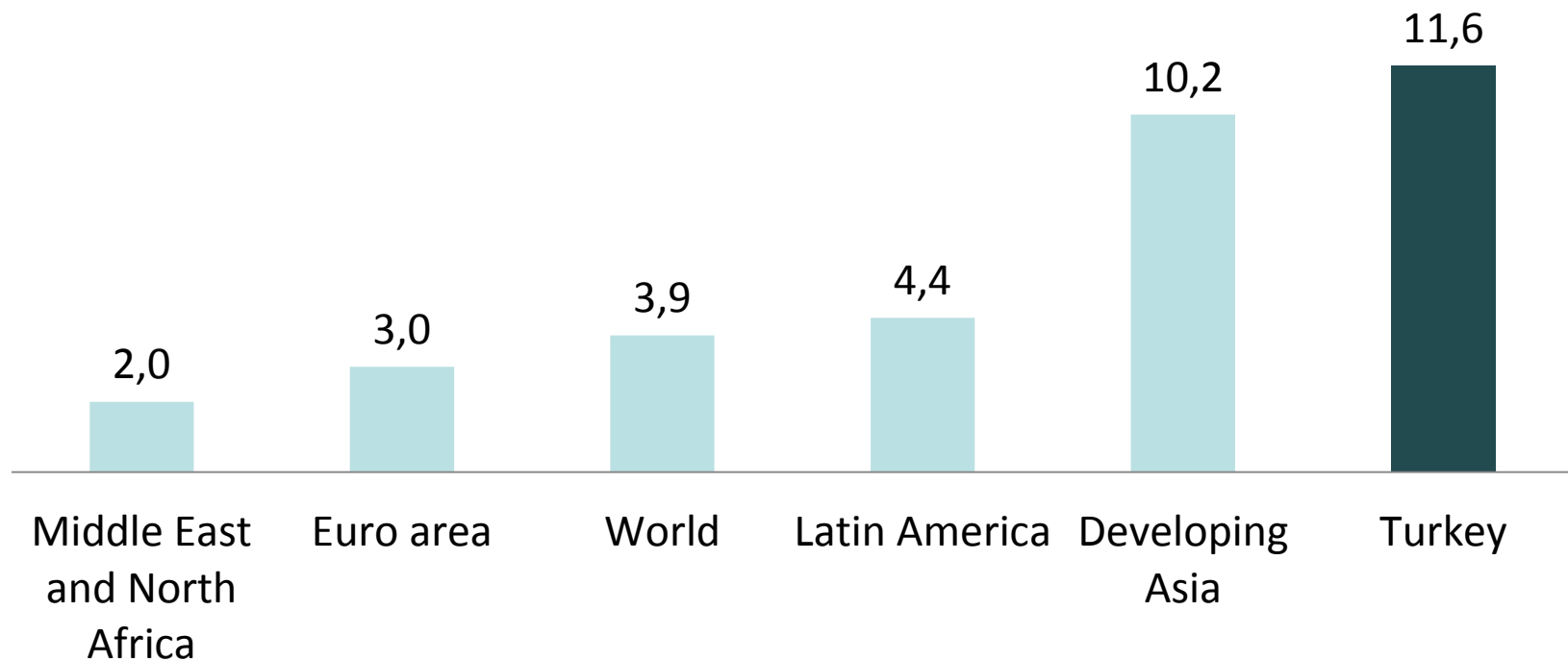
Sectors	2009	2010
Agriculture, hunting and forestry	43	21
Mining and quarrying	79	105
Manufacturing	1429	552
Electricity, gas and water supply	1975	616
Construction	196	326
Wholesale and retail trade	301	287
Hotels and restaurants	22	103
Transport, storage and communications	309	168
Financial intermediation	610	1451
Real estate, renting and business activities	505	251
Health and social work	9	61
Other community, social and personal service activities	40	113
Total	5519	4054

Source: Central Bank of the Republic of Turkey



# 4. External economic relations

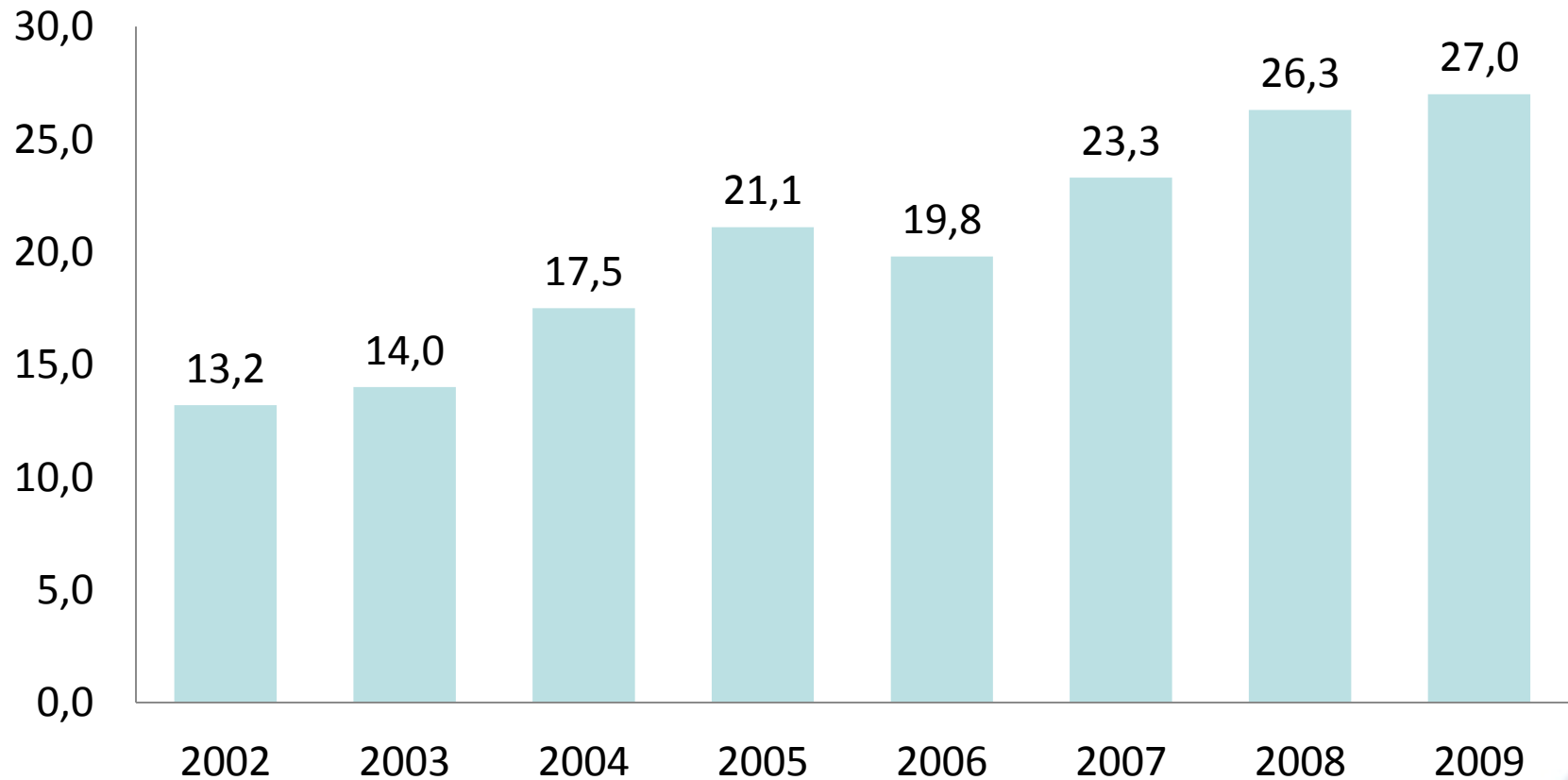
h) Export performance (Average Annual Growth Rate %, 2001-2009)



Source: TURKSTAT, IMF World Economic Outlook October 2010

# 4. External economic relations

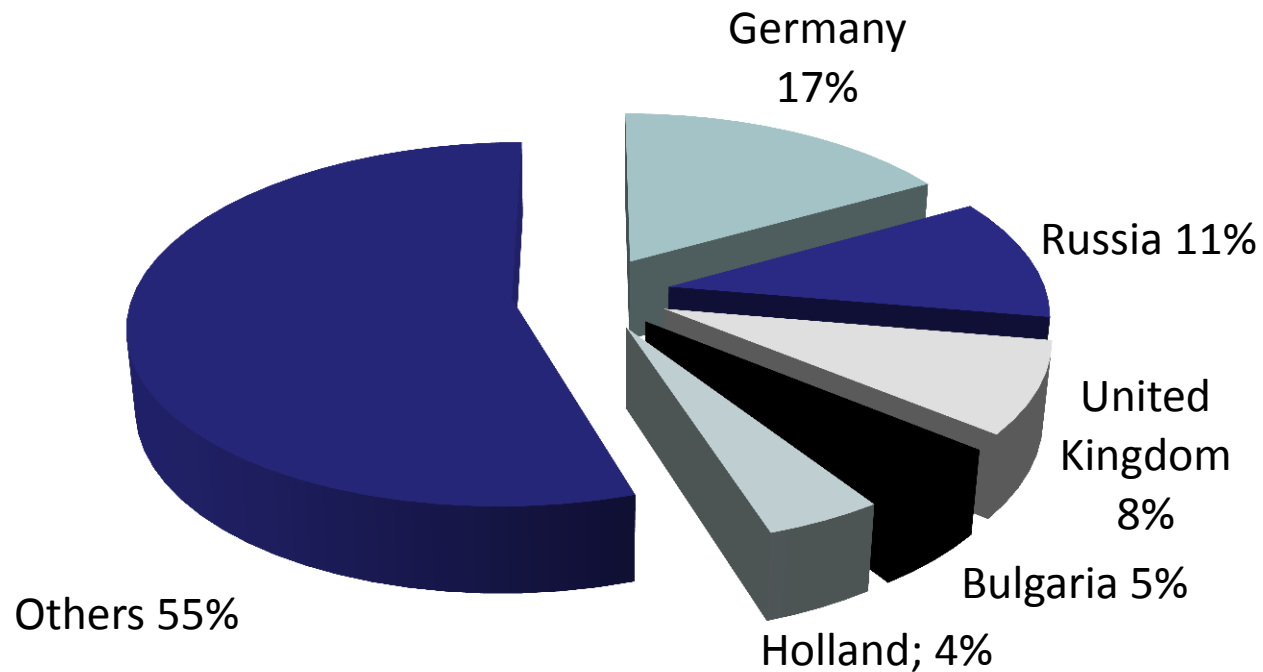
## i) Distribution of foreign visitors by years (Million)



Source: Turkish Tourism Investors Association

# 4. External economic relations

j) Distribution of foreign visitors by countries in 2008



Source: Turkish Tourism Investors Association

# 5. Additional information

## a) Business services and authorities

### BUSINESS SUPPORTING SERVICES

**Business Guide of Turkey**

[www.turkindex.com](http://www.turkindex.com)

**Independent Industrialists and Businessmen's Association (MUSIAD)**

[www.musiad.org.tr](http://www.musiad.org.tr)

**Invest in Turkey**

[www.invest.gov.tr](http://www.invest.gov.tr)

### SOME AUTHORITIES

**The Grand National Assembly of Turkey**

<http://www.tbmm.gov.tr>

**Ministry of Industry and Trade**

<http://www.sanayi.gov.tr/>

**Ministry of Finance**

[www.maliye.gov.tr](http://www.maliye.gov.tr)

**Ministry of Foreign Affairs**

[www.mfa.gov.tr](http://www.mfa.gov.tr)

Information subject to changes

# 5. Additional information

## b) Embassy and European Commission's Delegation

### Embassy of Finland, Ankara

**Postal address:**

Embassy of Finland  
P.K. 22  
06692 Kavaklıdere  
Ankara  
Turkey

**Visiting address:**

Kader Sokak No. 44  
06700 Gaziosmanpasa

**Tel:** +90-312-457 44 00 (pbx)  
+90-312-457 44 44 (visa and consular section)

**Fax:** +90-312-468 00 72  
+90-312-426 74 29 (visa and consular section)

**E-mail:** sanomat.ank@formin.fi

**Web Site:** [www.finland.org.tr](http://www.finland.org.tr)

### Delegation of the European Union to Turkey

**Address:**

Uğur Mumcu Cad. No:88, Kat: 4, Gaziosmanpaşa  
06700 Ankara – Türkiye

**Telephone:** (+90) (312) 459 87 00

**Fax:** (+90) (312) 446 67 37

**E-mail:** [delegation-turkey@ec.europa.eu](mailto:delegation-turkey@ec.europa.eu)

**Web Site:** <http://www.avrupa.info.tr>

Information subject to changes

# 5. Additional information

## c) Other sources

**The Economist Intelligence Unit EIU**

[www.eiu.com](http://www.eiu.com)

**Turkstat**

<http://www.turkstat.gov.tr>

**Republic of Turkey Prime Ministry Undersecretariat of Treasury**

[www.treasury.gov.tr](http://www.treasury.gov.tr)

**European Bank for Reconstruction and Development EBRD**

[www.ebrd.com](http://www.ebrd.com)

**Eurostat**

[epp.eurostat.ec.europa.eu](http://epp.eurostat.ec.europa.eu)

**International Labour Organization ILO**

[www.ilo.org](http://www.ilo.org)

**International Monetary Fund IMF**

[www.imf.org](http://www.imf.org)

**United Nations Economic Commission for Europe UNECE**

[www.unece.org](http://www.unece.org)

**Unicef**

[www.unicef.org](http://www.unicef.org)

**The World Bank**

[www.worldbank.org](http://www.worldbank.org)

Information subject to changes