

Contents

1. General information	3
2. Economic development	11
3. Political scene	17
4. Prosperity and consumption	22
5. External economic relations	27
6. Additional information	34

The information in this document is compiled and edited from a variety of sources. The Pan-European Institute assumes no responsibility for the completeness or accuracy of the information.

1. General information

a) Geographical facts

Land Area:

land: 2 669 800 km²

water: 47 500 km²

total: 2 717 300 km²

Capital: Astana

Borders with:

Turkmenistan	379 km,
Aral Sea	1070 km,
Kyrgyzstan	1224 km,
China	1533 km,
Caspian Sea	1894 km
Uzbekistan	2203 km,
Russia	6846 km.



Sources: CIA World Factbook

1. General information

b) Administrative and territorial constitution

Kazakhstan is divided into 14 provinces*:

Akmola, Aktoobe, Almaty, Almaty Province, Astana, Atyrau, Baikonur, East Kazakhstan, Karagandy, Kostanay, Mangystau, North Kazakhstan, Pavlodar, South Kazakhstan, West Kazakhstan and Zhambyl.



Sources: CIA World Factbook

*every province is subdivided into districts

1. General information

c) Population

Population:
17 522 010 (July 2012 est.)

Population growth rate:
1,235% (2012 est.)

Major cities: (CityPopulation, 1.01.2012)

Almaty	1 450 327
Astana	742 918
Shymkent	642 602
Karagandy	475 370
Aktobe	367 391
Taraz	326 113

Share of urban population:
59% of total population (2010)

Sources: CIA World Factbook

1. General information

d) Basic facts

Industries:

Oil, coal, iron ore, manganese, chromite, lead, zinc, copper, titanium, bauxite, gold, silver, phosphates, sulfur, uranium, iron and steel; tractors and other agricultural machinery, electric motors, construction materials

Agriculture:

Grain (mostly spring wheat), cotton; livestock

Natural resources:

Major deposits of petroleum, natural gas, coal, iron ore, manganese, chrome ore, nickel, cobalt, copper, molybdenum, lead, zinc, bauxite, gold, uranium

National Currency:

Kazakhstani Tenge, KZT

Official exchange rates:

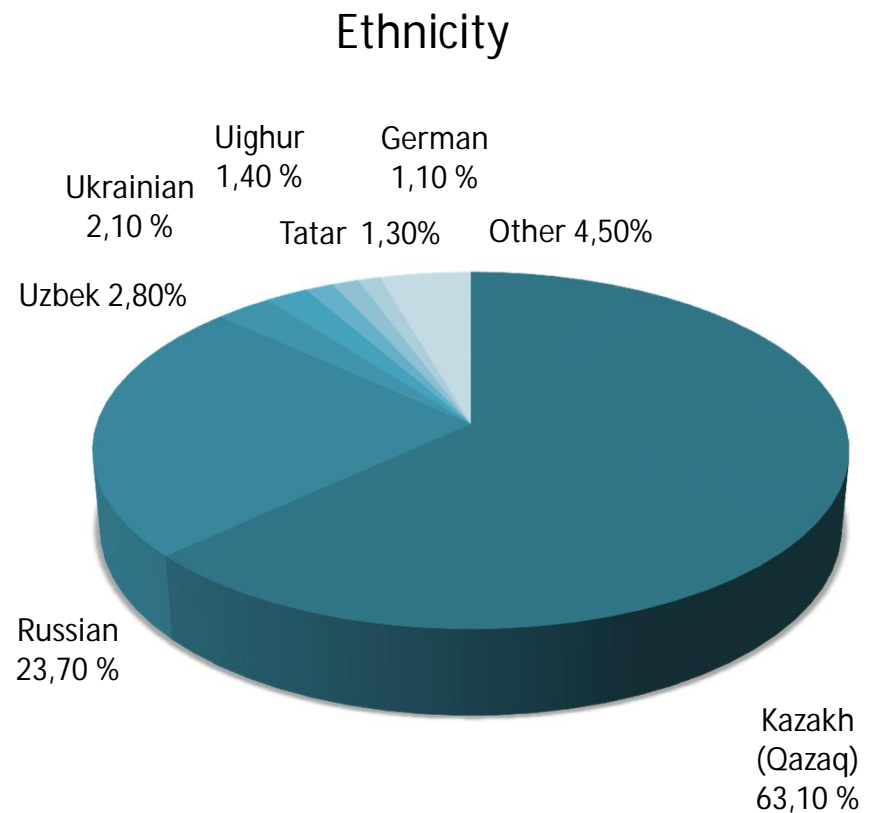
(As at June 8, 2012, National Bank of Kazakhstan)

EUR/KZT	186,77
USD/KZT	148,64
RUB/KZT	4,60

**Sources: CIA World Factbook,
National Bank of Kazakhstan**

1. General information

e) Ethnicity & religion



Languages:

Kazakh (Qazaq, state language)
64,4%,

Russian (official, used in everyday
business, designated the "language of
interethnic communication") 95%
(2001 est.)

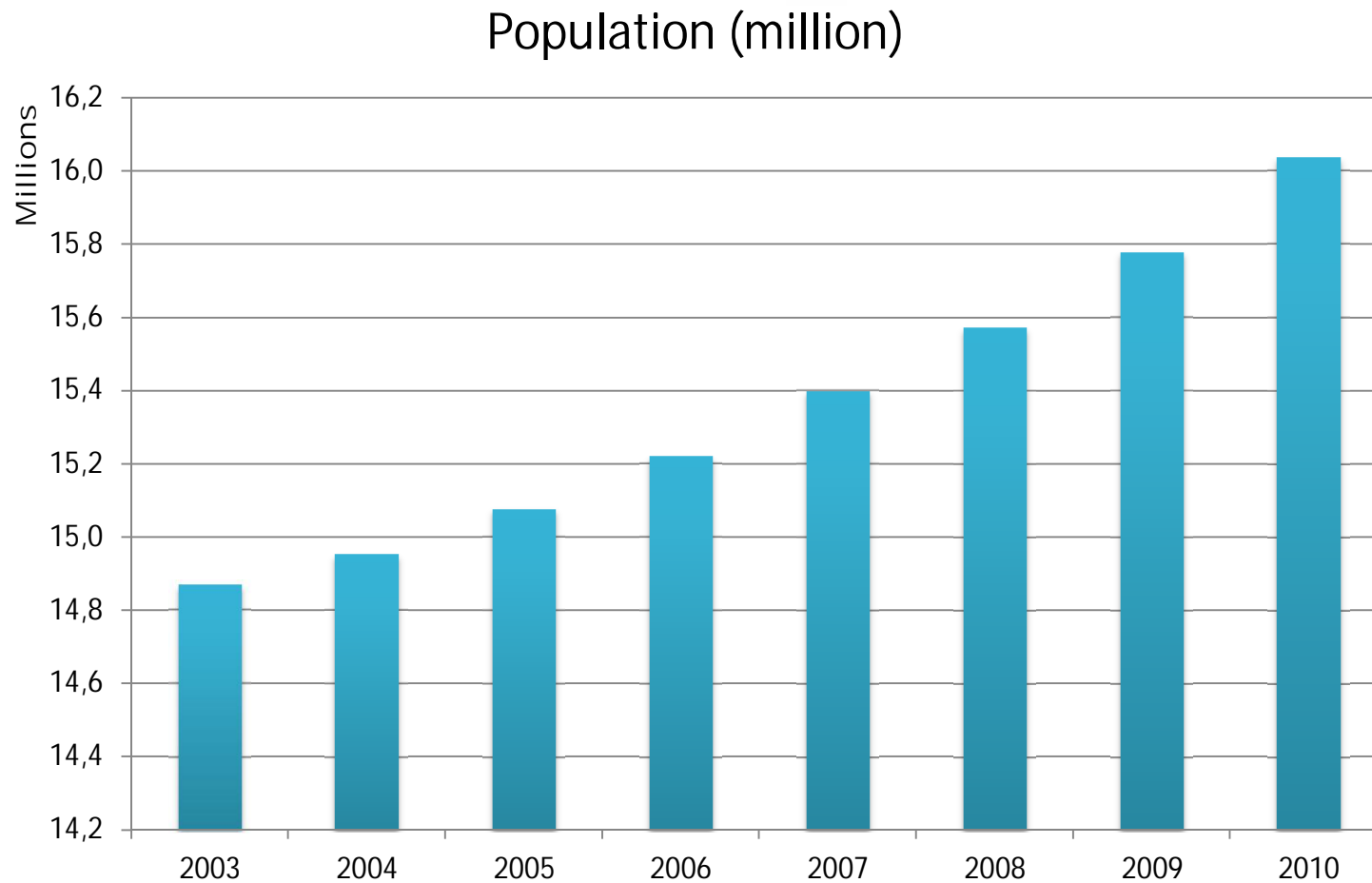
Religions:

Muslim 47%,
Russian Orthodox 44%,
Protestant 2%,
other 7%.

Sources: CIA World Factbook (2009 census)

1. General information

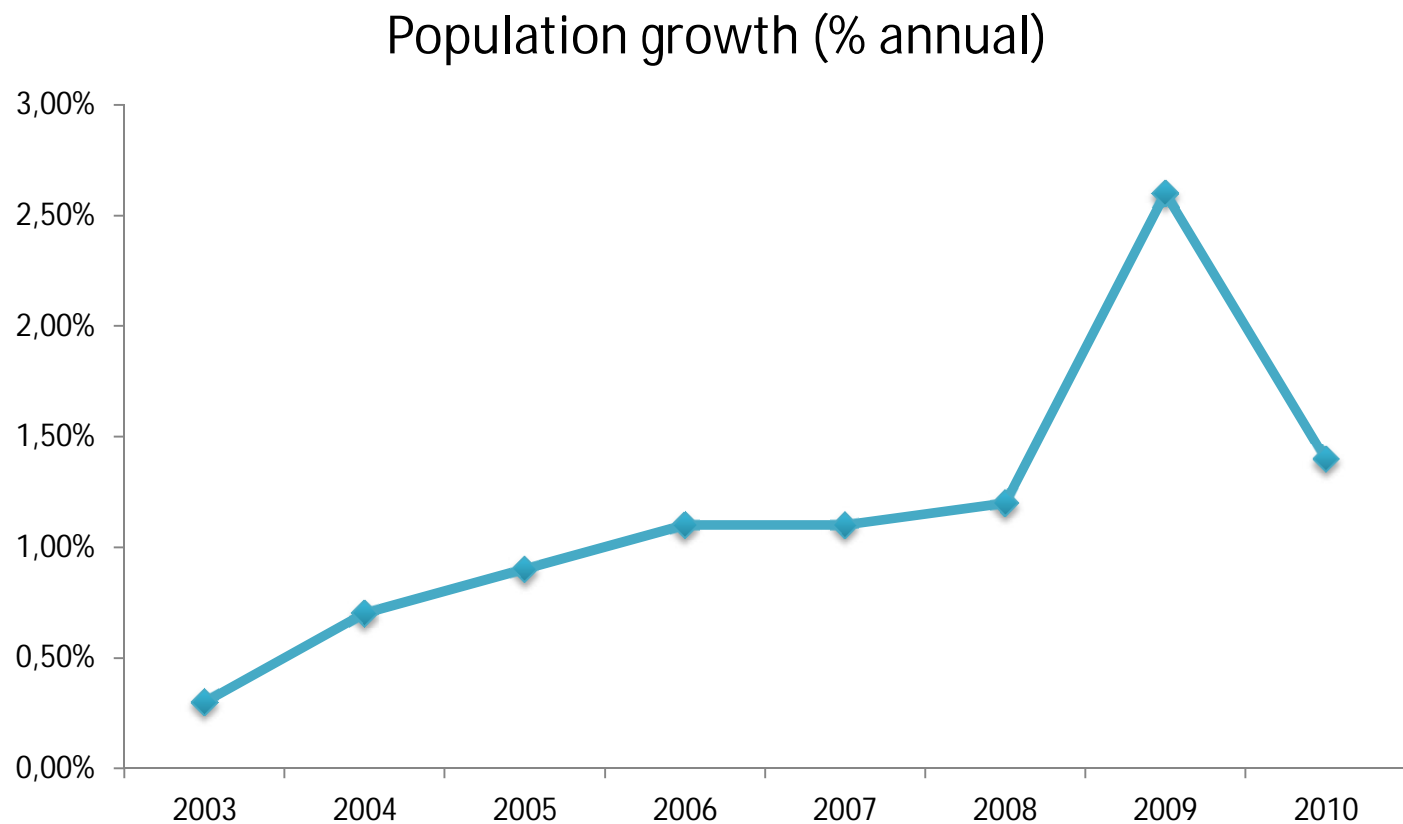
f) Total population change*



Sources: The Agency of Statistics of the Republic of Kazakhstan
*at the beginning of the year

1. General information

g) Population growth rate



Sources: The World Bank, World Development Indicators; IndexMundi.com

1. General information

i) Transport infrastructure

Airports 97 (2010)

Ports & terminals Aqtau (Shevchenko),
Atyrau (Gur'yev),
Oskemen (Ust-Kamenogorsk),
Pavlodar,
Semey (Semipalatinsk)

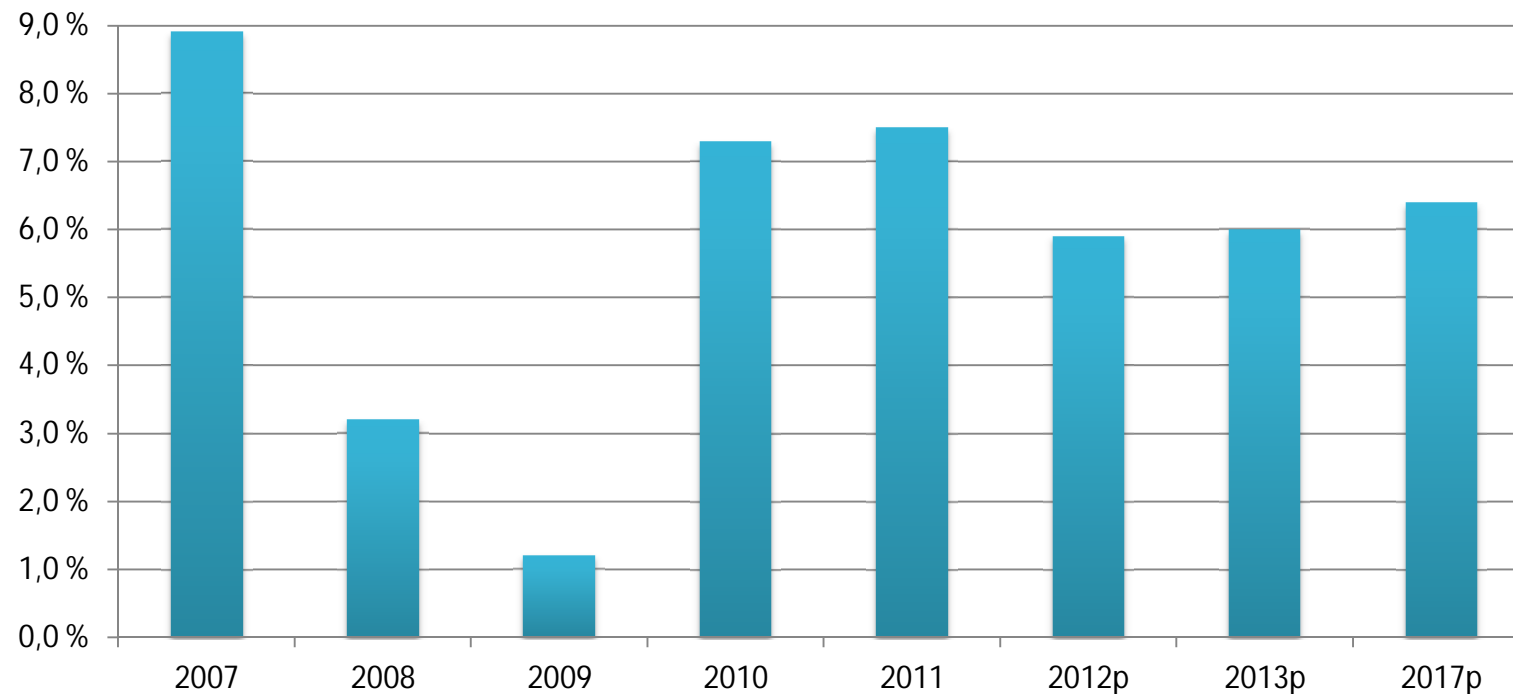
Railways 15 079 km
broad gauge: 15 079 km 1,520-m gauge (4 000 km electrified)
(2010)

Roadways 93 612 km
paved: 84 100 km
unpaved: 9 512 km (2008)

Sources: CIA World Factbook

2. Economic development

a) Real GDP growth



GDP estimate 2011:
140,8 billion €

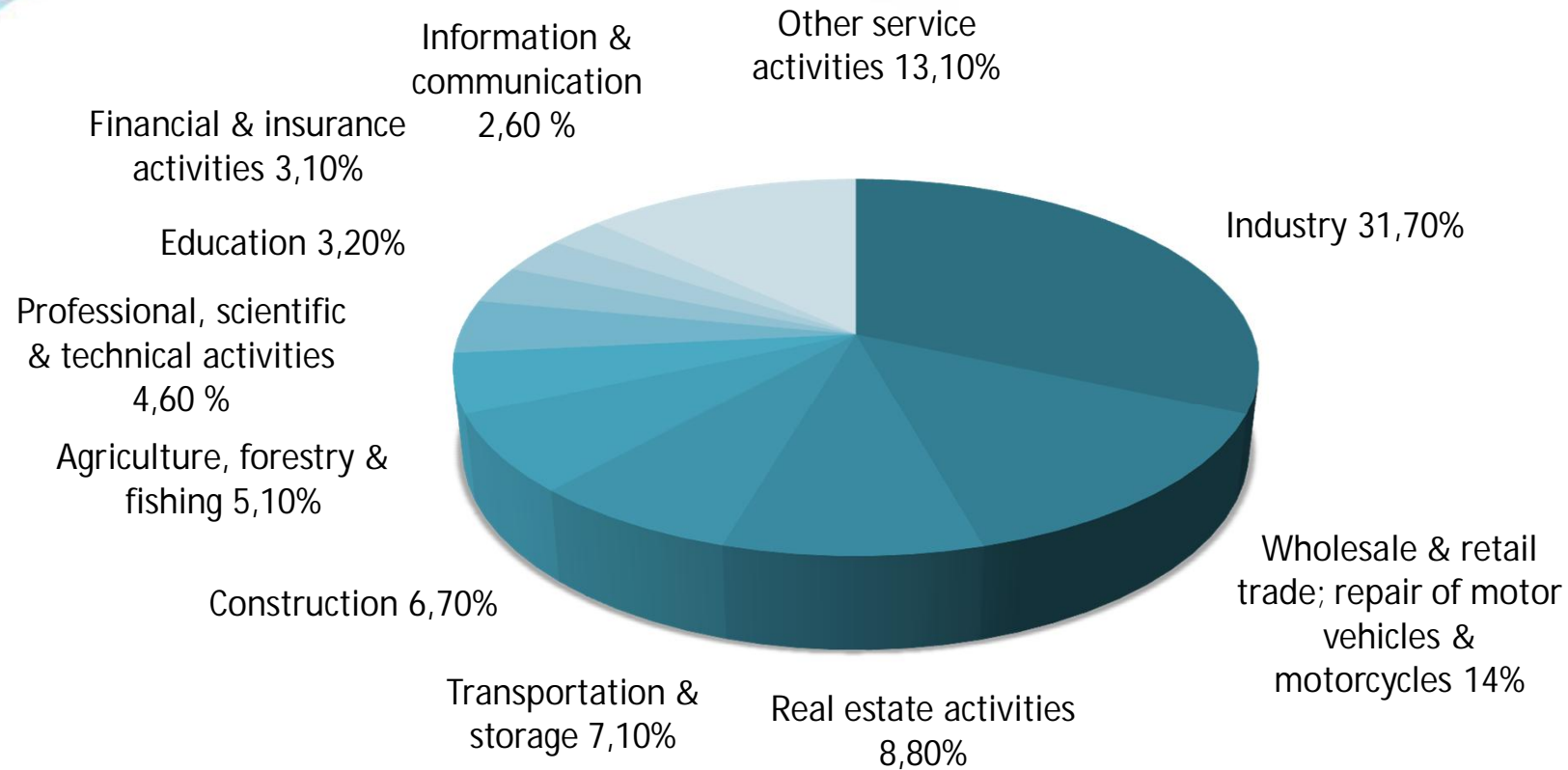
GDP per capita (PPP) estimate 2011:
10 165 €
(CIA, The World Factbook)

Exchange rates according to the National Bank
of Finland, May 2012,
EUR 1 = 1,2789 USD

Sources: IMF World Economic Outlook
Database April 2012
p-projection

2. Economic development

b) GDP by major sectors, 2011 *



Sources: The Agency of Statistics of the Republic of Kazakhstan
*preliminary data

2. Economic development

c) Labour force

	2008	2009	2010	2011
Population	15 655 000	15 841 000	16 026 000	16 212 000*
Economically active population	8 415 000	8 457 900	8 610 700	8 744 600
Unemployed	557 800	554 500	496 500	473 000
Unemployment rate	6,6%	6,6%	5,9%	5,4%

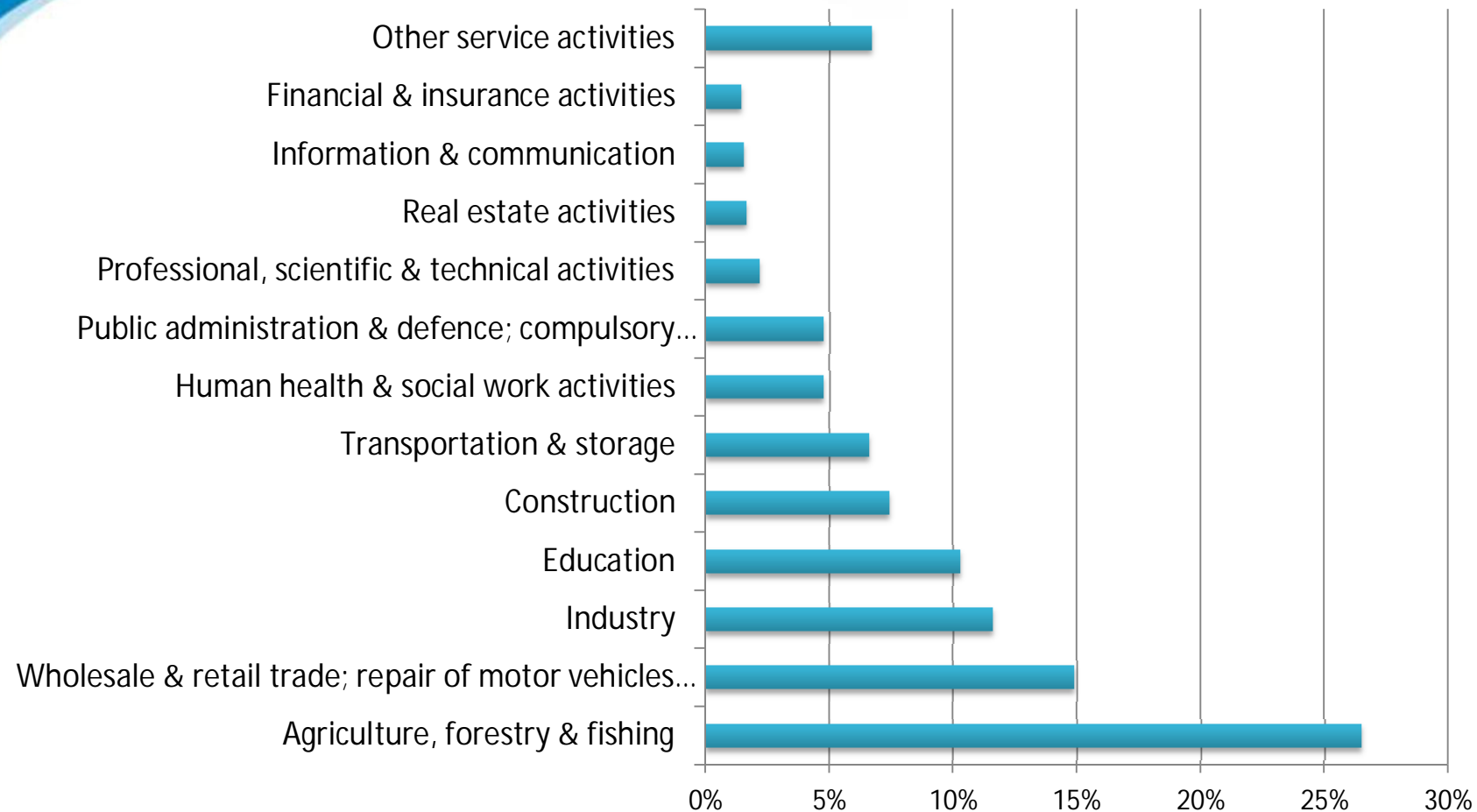
Unemployment projection 2012: 5,4%
(IMF World Economic Outlook Database April 2012)

Sources: The Agency of Statistics of the Republic of Kazakhstan,
United Nations Population Division, World Population Prospects: The 2010 Revision

*forecast

2. Economic development

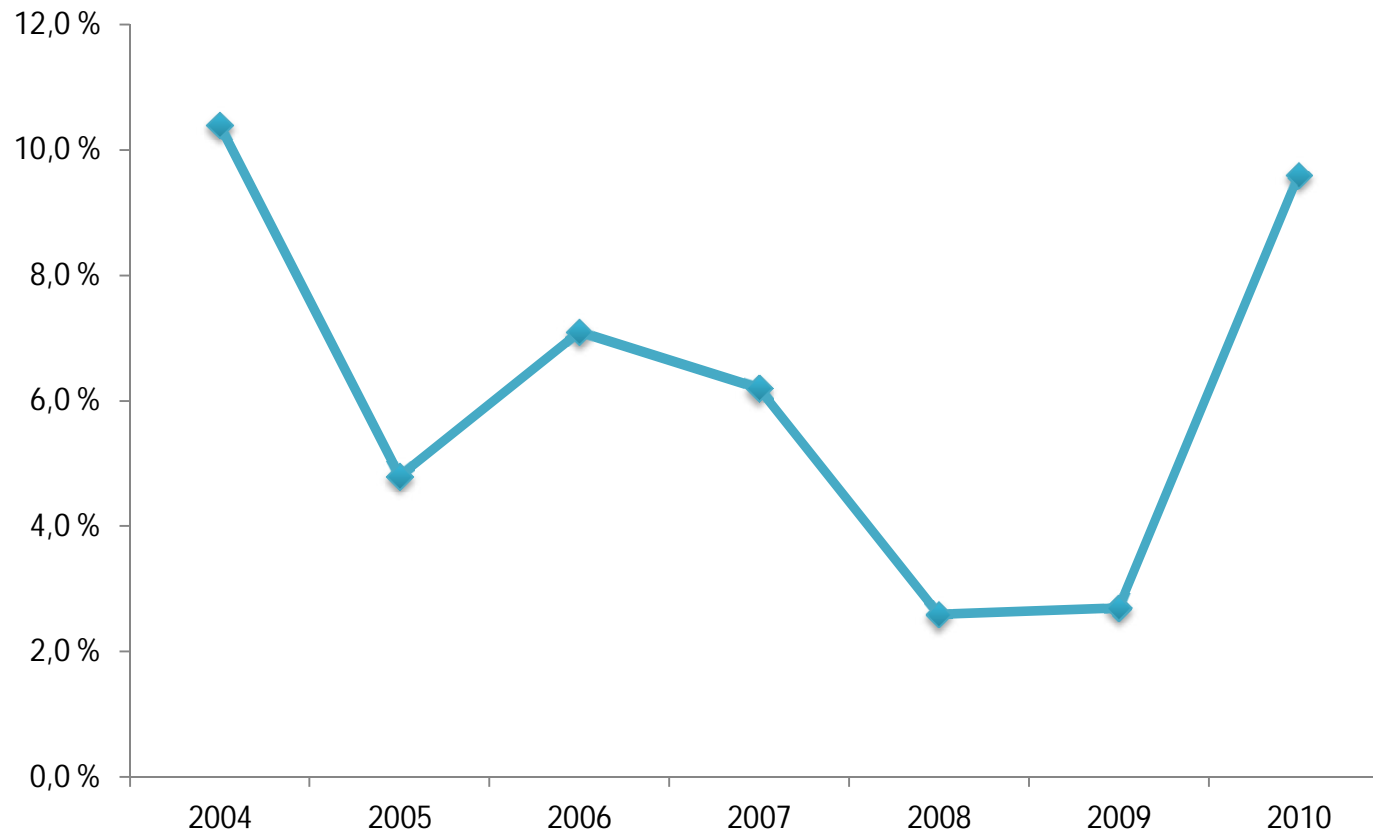
d) Employment by economic activity, 2011



Sources: The Agency of Statistics of the Republic of Kazakhstan

2. Economic development

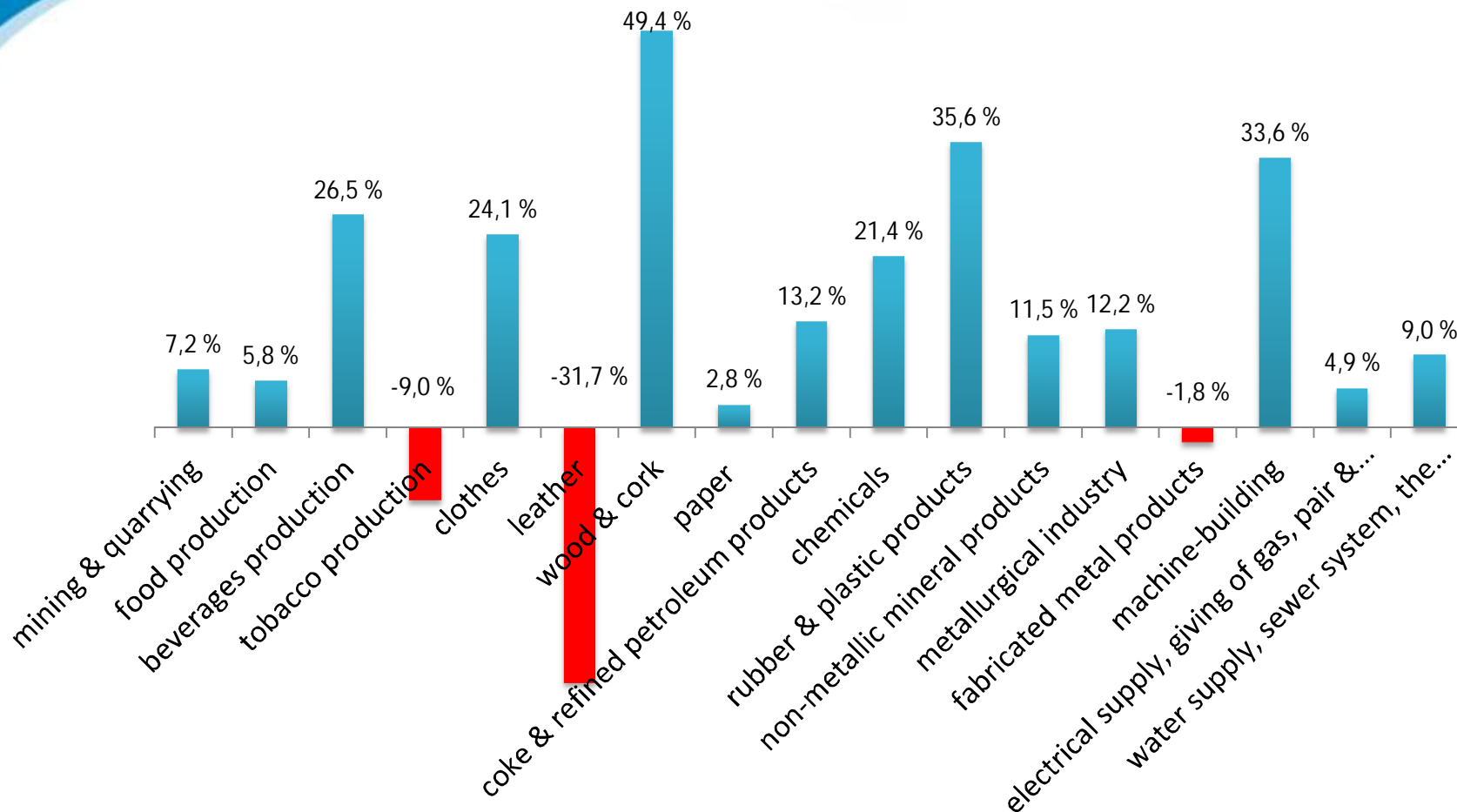
e) Industrial production growth rate*



Sources: The Agency of Statistics of the Republic of Kazakhstan
*growth as percent to previous year

2. Economic development

f) Industrial production growth rate* by sectors, 2010



Sources: The Agency of Statistics of the Republic of Kazakhstan
*growth as percent to previous year

3. Political scene

a) Democracy

Democracy Index 2011	Overall rank
Regime type: Authoritarian regime	
<i>Democracy under stress</i>	137/167

Electoral process & pluralism (on a scale from 0 to 10)	1,33
Functioning of government (on a scale from 0 to 10)	2,14
Political participation (on a scale from 0 to 10)	3,33
Political culture (on a scale from 0 to 10)	4,38
Civil liberties (on a scale from 0 to 10)	5,0

Sources: Economist Intelligence Unit

3. Political scene

b) Business freedom

Ranking index	Rank of Kazakhstan/ Total number of countries
World Democracy Audit overall ranking (World Audit, May 2012)	127/150
Press Freedom ranking (World Audit, May 2012)	128/150
Global Competitiveness Index 2011-2012 (World Economic Forum)	72/142
The 2012 Index of Economic Freedom (The Heritage Foundation)	65/179
Corruption Perceptions Index 2011 (Transparency International)	120/183 (11/20 within Eastern Europe & Central Asia)
Ease of Doing Business 2012 (World Bank)	47/183 +11 change to the previous year (6/24 within Eastern Europe & Central Asia)

3. Political scene

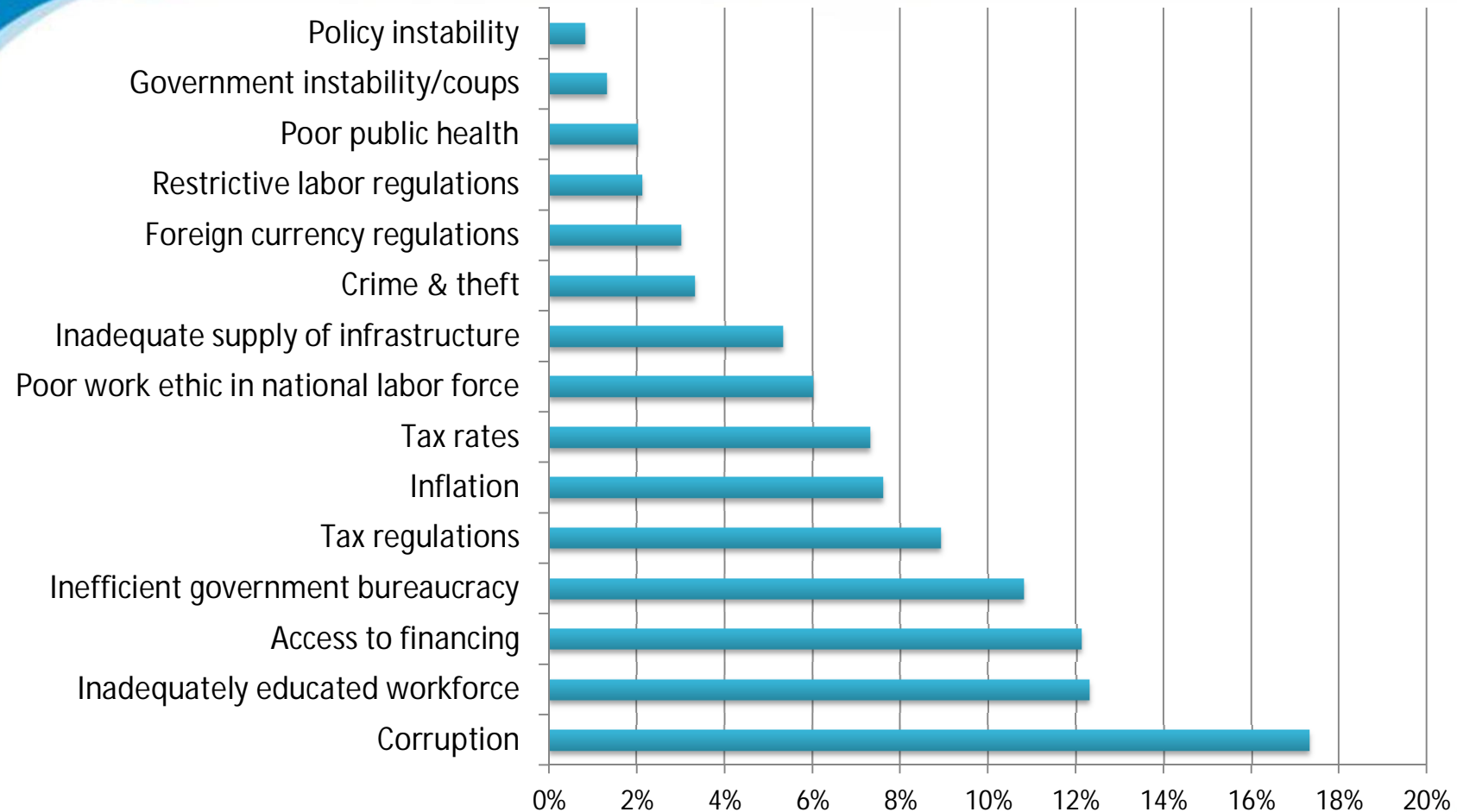
c) Doing business

Indicators	Kazakhstan	Eastern Europe & Central Asia	OECD
Starting a business			
Procedures	6	6	5
Time (days)	19	16	12
Cost (% of income per capita)	0,8%	8,3%	4,7%
Paid-in Min. Capital (% of income per capita)	0,0%	10%	14,1%
Registering property			
Procedures	4	6	5
Time (days)	40	33	31
Cost (% of proptert value)	0,1%	2,8%	4,4%

Source: The World Bank: Doing Business

3. Political scene

d) The most problematic factors for doing business



Sources: The Global Competitiveness Report 2011-2012

*Answers selected by respondents

3. Political scene

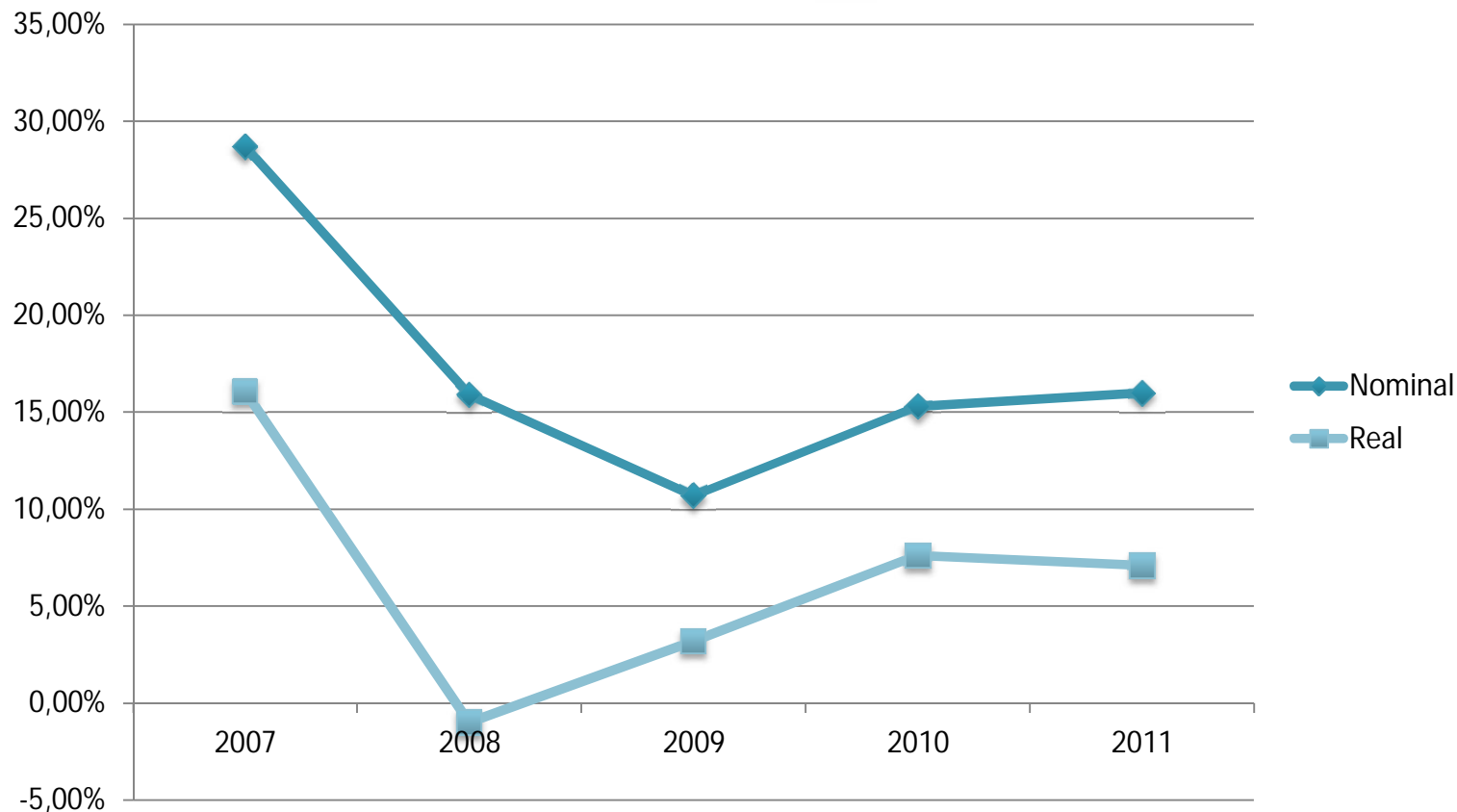
e) Taxes

<u>Taxes</u>	<u>Rate</u>
The flat income tax rate	10,0 %
The standard corporate tax rate	20,0 %
Other taxes (excise taxes & VAT) & overall tax burden	21,5% of total domestic income
Governments spendings	23,5% of total domestic output
Public debt	Less than 15% of GDP

Sources: The Heritage Foundation

4. Prosperity and consumption

a) Index of wages and salaries*

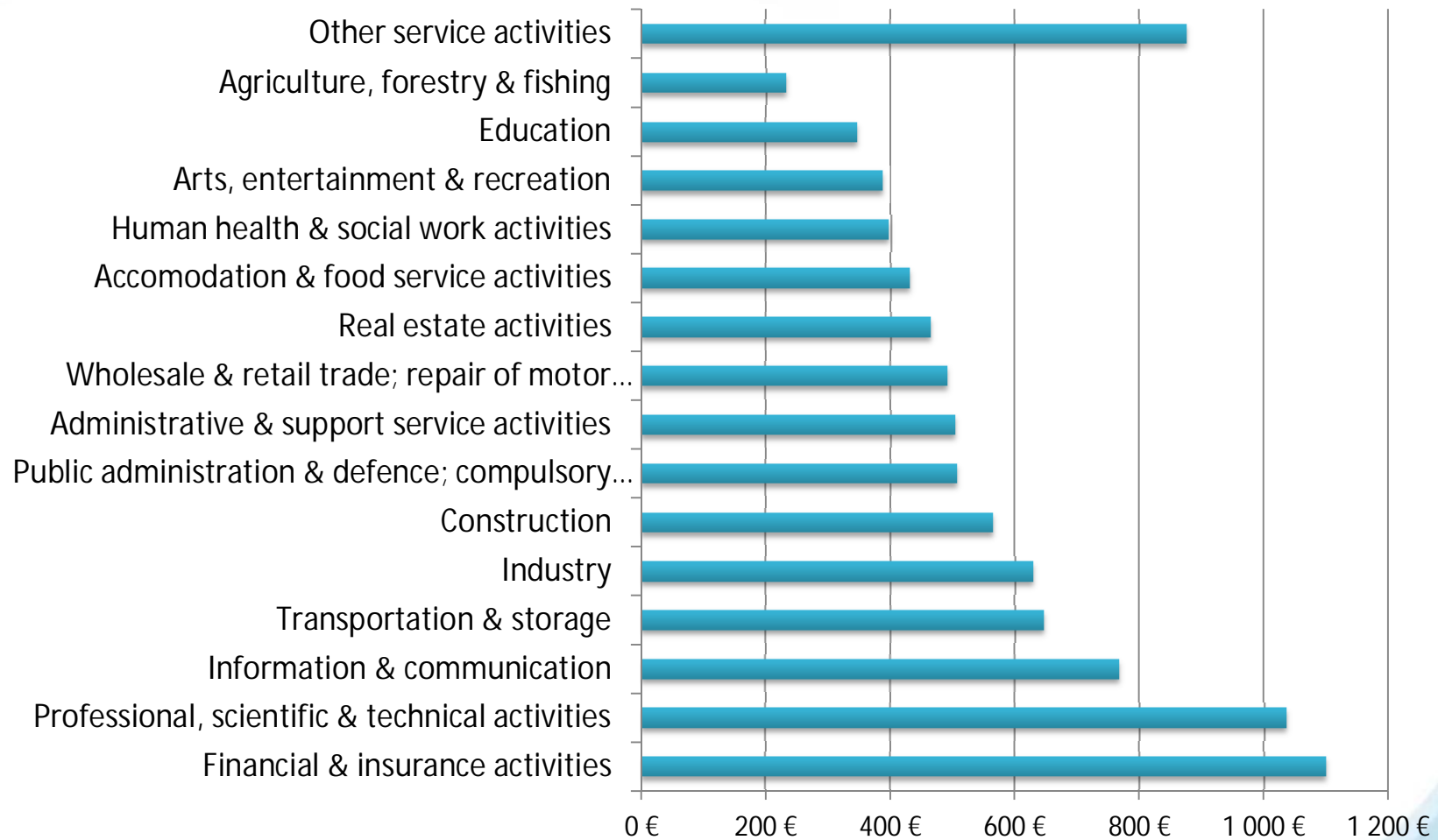


Sources: The Agency of Statistics of the Republic of Kazakhstan
*as percent to previous year

Exchange rates according to the National Bank
of Kazakhstan, 12 June 2012,
EUR 1 = 187,24 KZT

4. Prosperity and consumption

b) Average monthly earnings by economic activity, April 2012

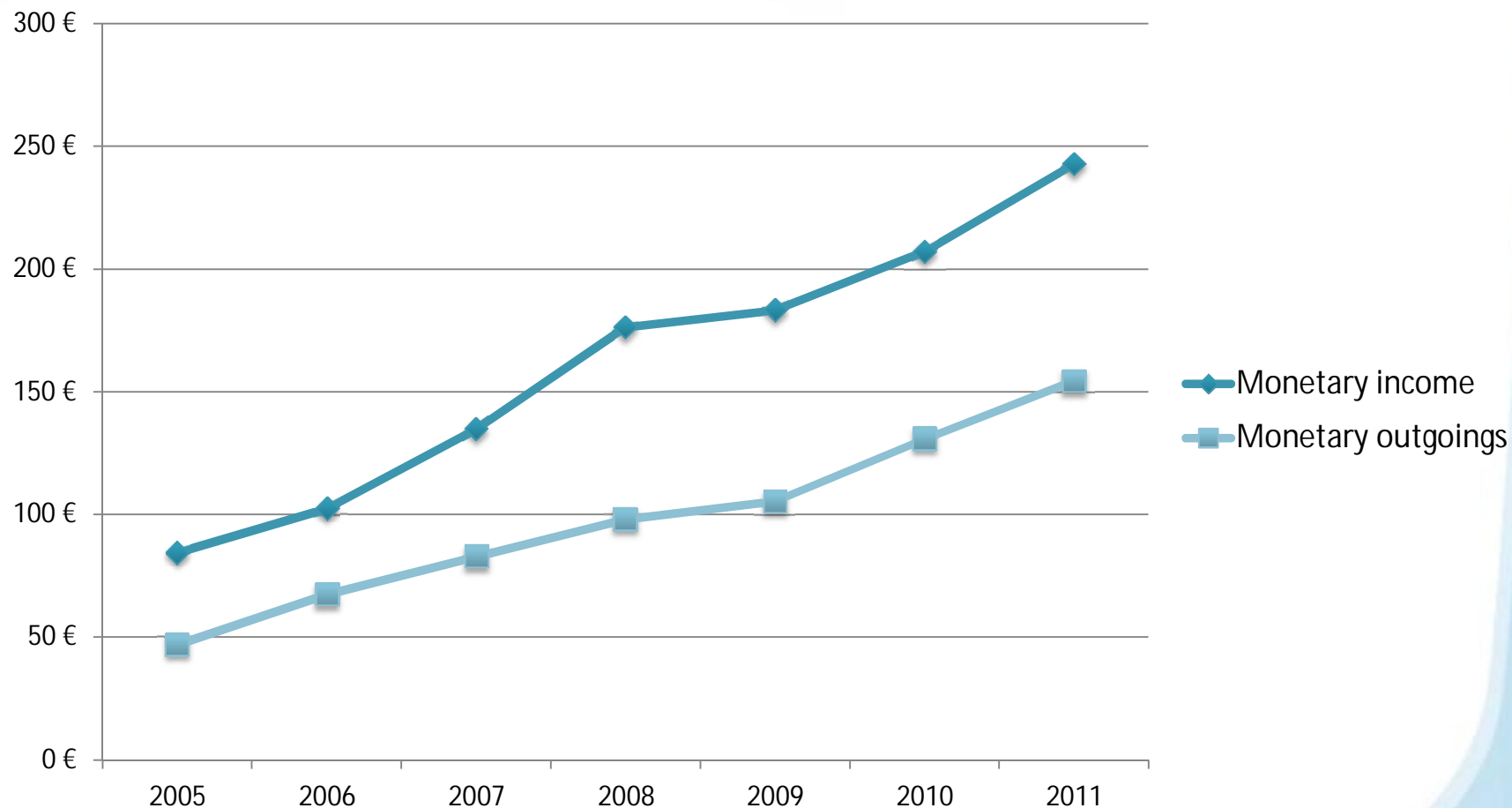


Sources: The Agency of Statistics of the Republic of Kazakhstan

Exchange rates according to the National Bank of Kazakhstan, 12 June 2012,
EUR 1 = 187,24 KZT

4. Prosperity and consumption

c) Average monthly income & outgoings*

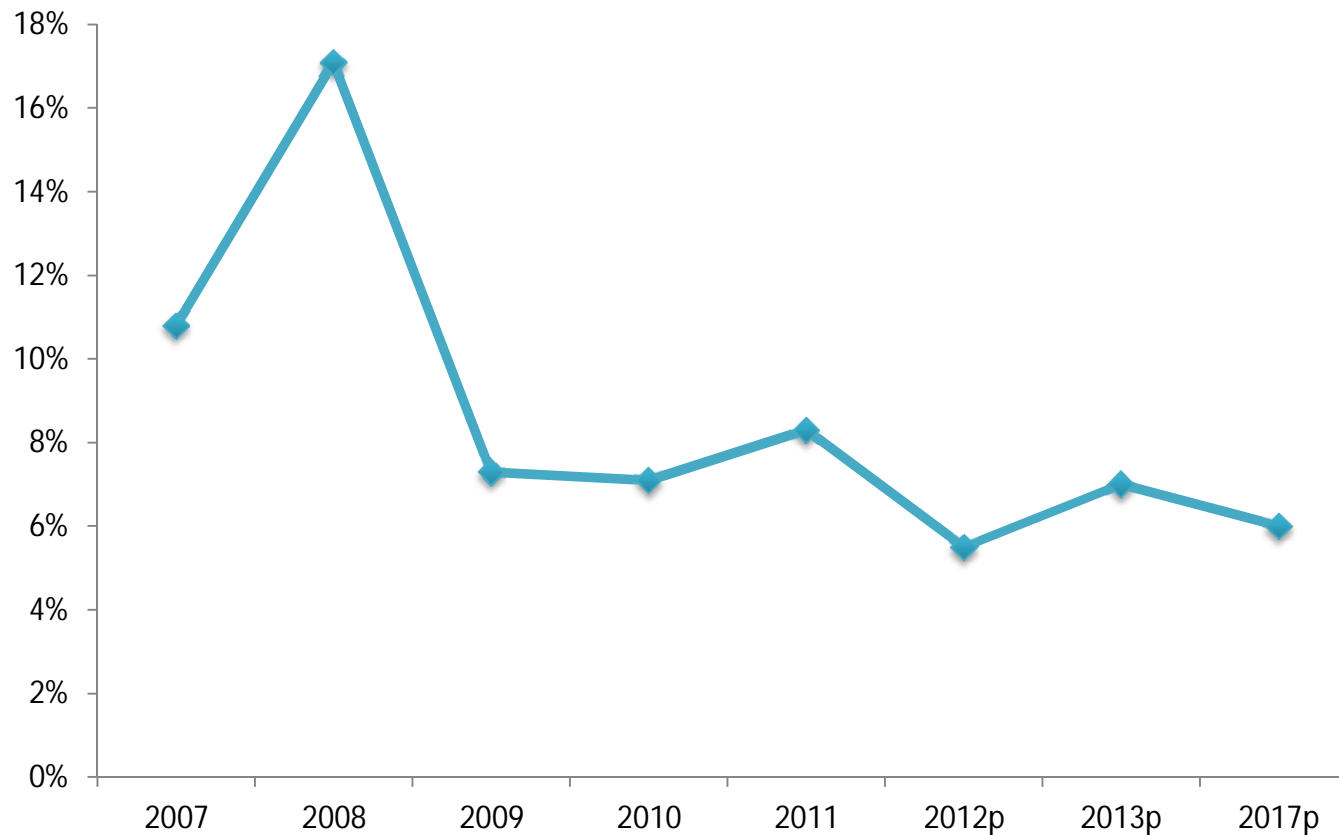


Sources: The Agency of Statistics of the Republic of Kazakhstan
*per capita

Exchange rates according to the National Bank
of Kazakhstan, 12 June 2012,
EUR 1 = 187,24 KZT

4. Prosperity and consumption

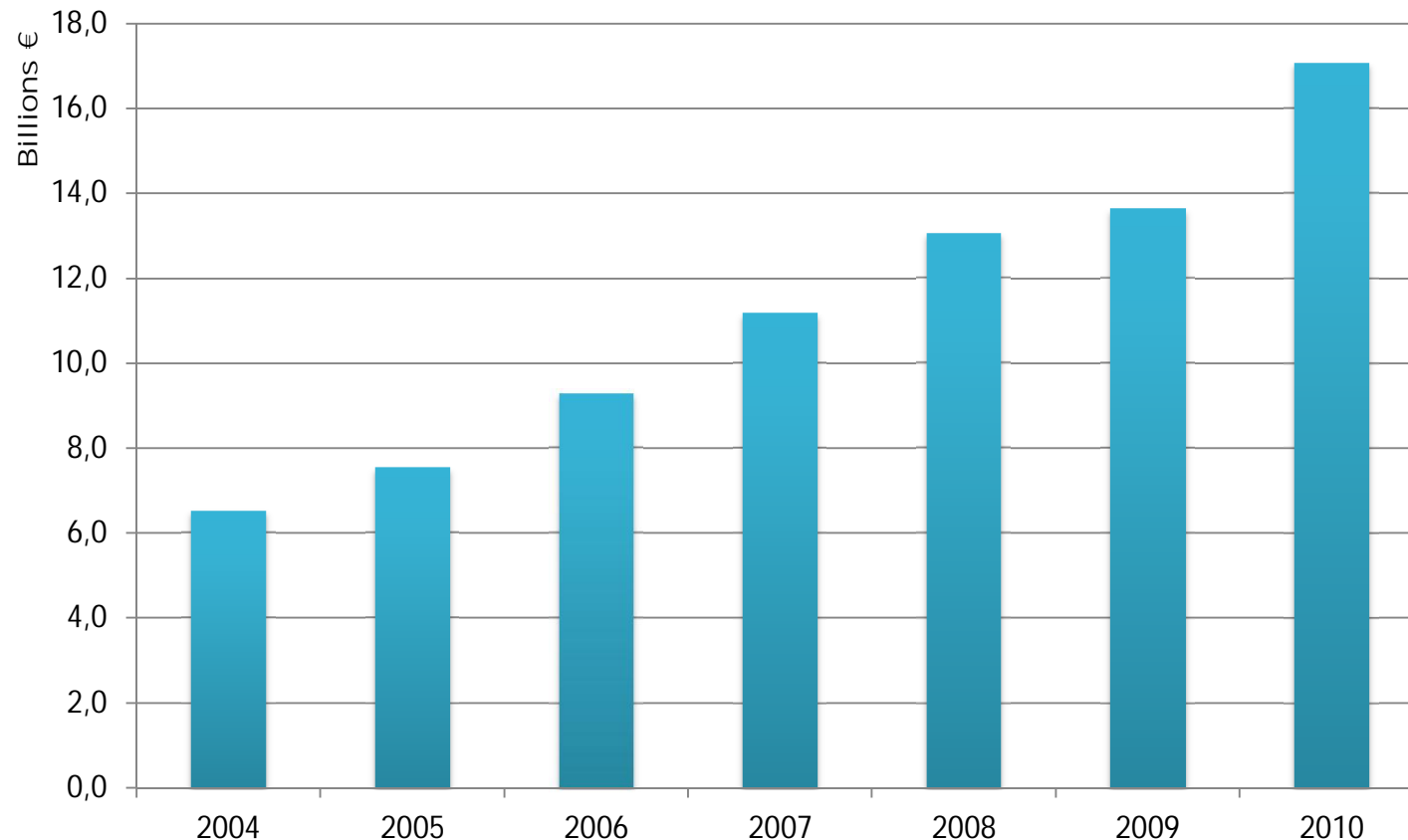
d) Consumer Price Inflation (average, %)



Sources: IMF World Economic Outlook
Database April 2012
p-projection

4. Prosperity and consumption

e) Retail trade turnover (billion €)

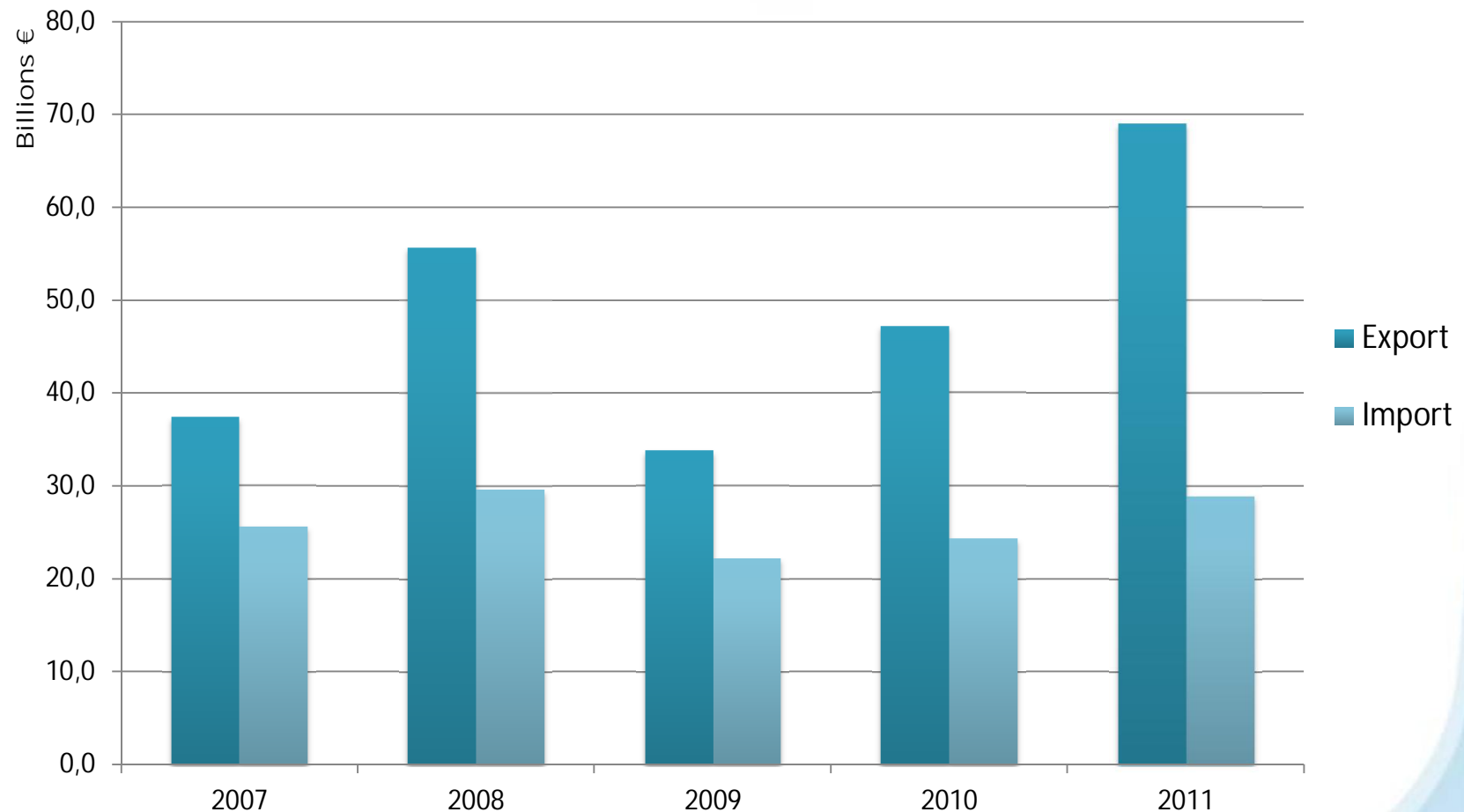


Sources: The Agency of Statistics of the Republic of Kazakhstan

Exchange rates according to the National Bank of Kazakhstan, 12 June 2012,
EUR 1 = 187,24 KZT

5. External economic relations

a) Development of foreign trade (billion €)



Sources: National Bank of Kazakhstan

Exchange rates according to the Bank of Finland, May 2012,
EUR 1 = 1,2789 USD

5. External economic relations

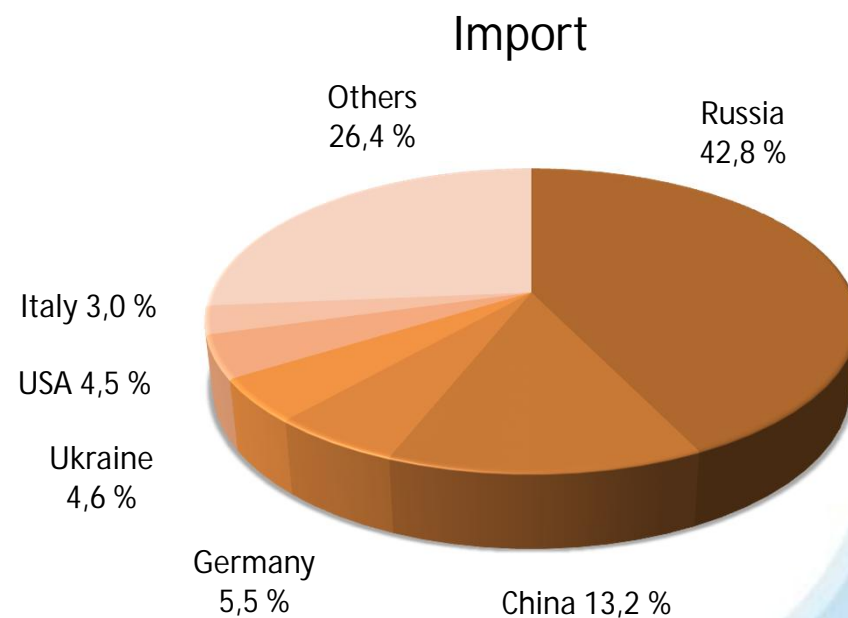
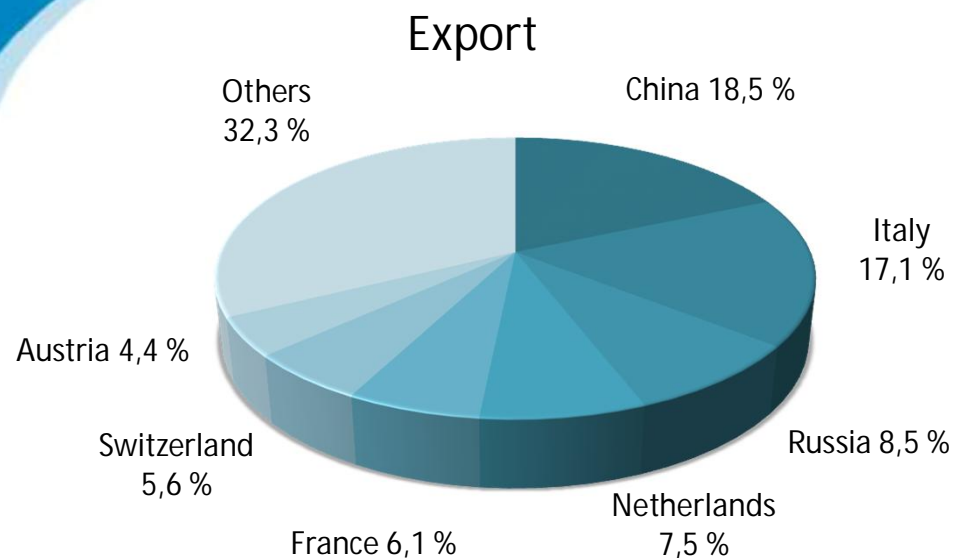
b) Foreign trade structure, 2010

Export	Commodities	Import
-	Machinery & equipment	38,9%
74,9 %	Mineral products	14 %
13,3 %	Metals	11,9%
5,1 %	Chemicals	14,2 %
3,4 %	Food products	-
3,3 %	Others	21 %

Sources: Netherlands embassy in Astana and Almaty, Kazakhstan

5. External economic relations

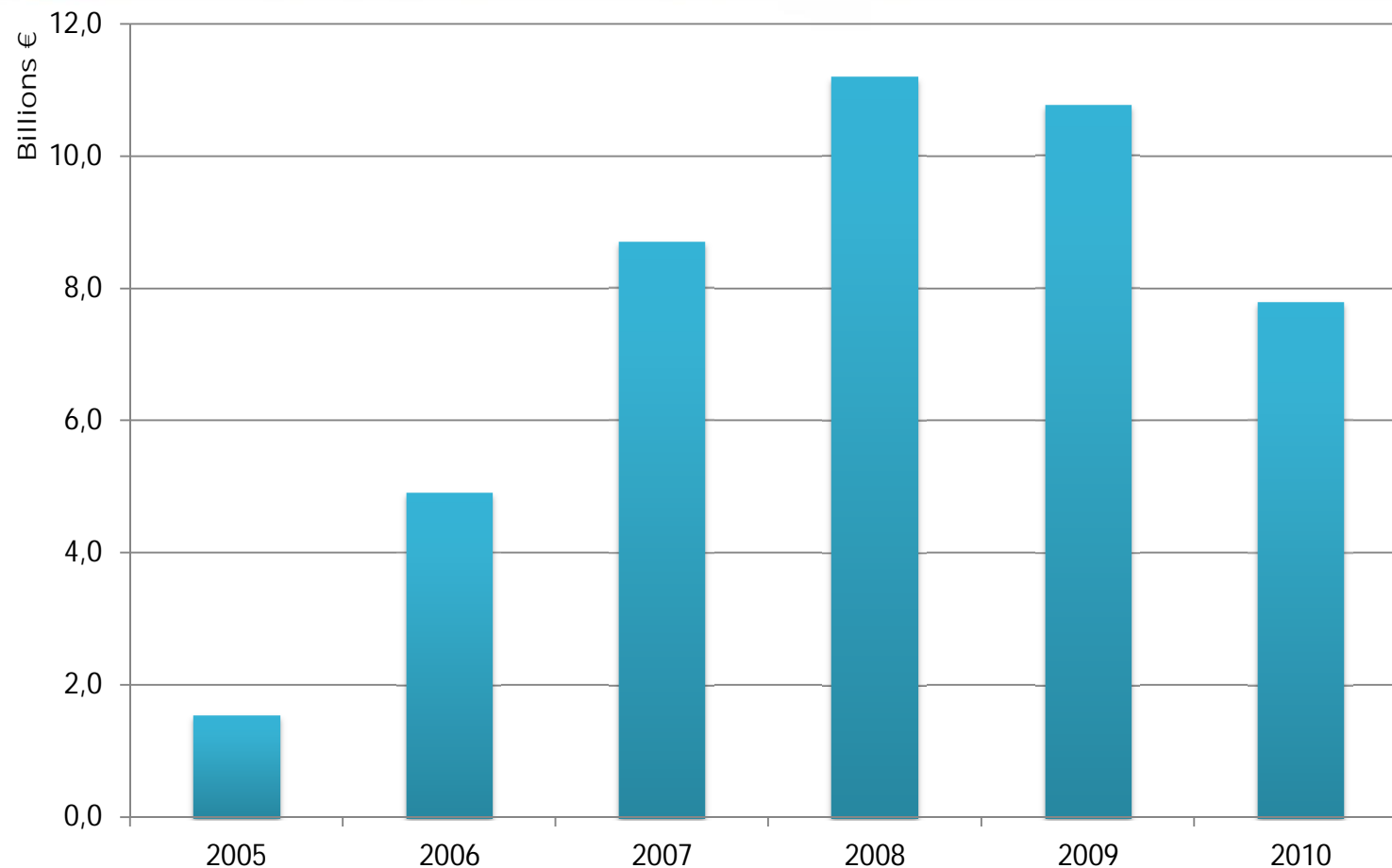
c) Major export and import partners in 2011



Sources: The Agency of Statistics of the Republic of Kazakhstan

5. External economic relations

d) Foreign Direct Investment inflows (billion €)



Sources: UNCTAD, World Investment Report 2011

Exchange rates according to the Bank of Finland, May 2012,
EUR 1 = 1,2789 USD

5. External economic relations

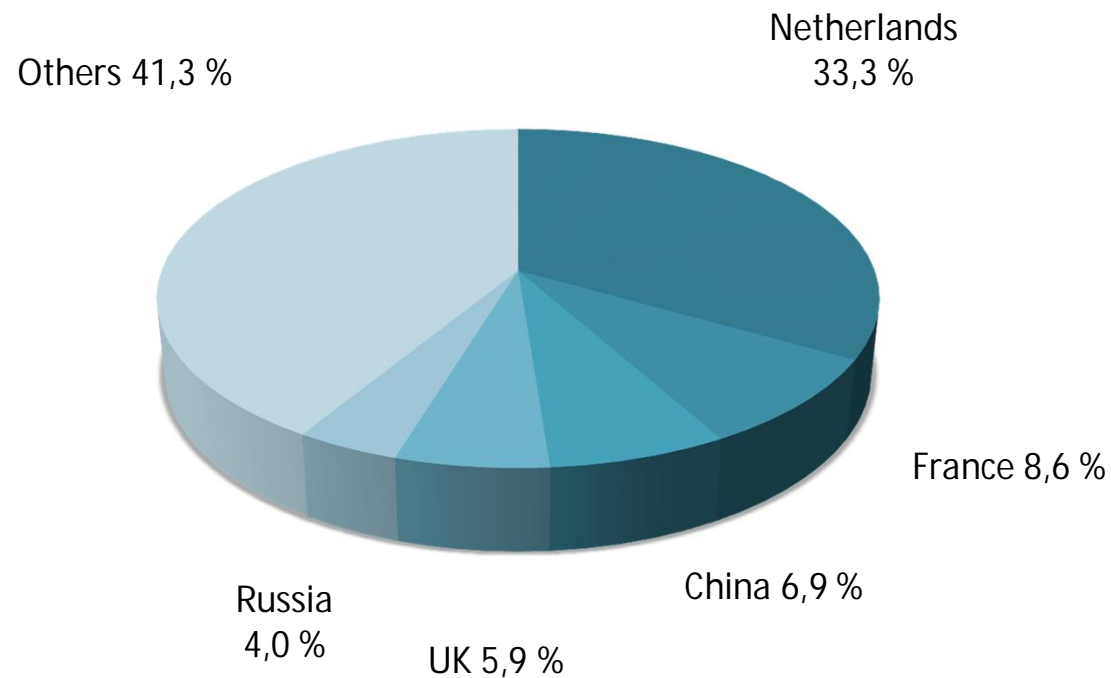
e) FDI stock

	2000	2010
FDI inward stock	7,9 billion €	63,6 billion €
FDI outward stock	12,5 million €	12,6 billion €

Sources: UNCTAD, World Investment Report 2011;
Exchange rates according to the Bank of Finland
May 2012, 1 EUR = 1,2789 USD

5. External economic relations

f) FDI by countries, 2010



Sources: Netherlands embassy in Astana and Almaty, Kazakhstan

5. External economic relations

g) FDI by sectors 2010

Main sectors

Real estate activities, lease & services	50,6 %
Mining industry	20,7 %
Processing industry	12,1 %
Trade, repair of motor vehicles & household products	6,3 %
Construction	3,4 %
Transport & communications	2,3 %
Production, distribution of electricity, gas & water	0,6 %
Others	4,0 %

Sources: Netherlands embassy in Astana and Almaty, Kazakhstan

6. Additional information

a) Business services and authorities

BUSINESS SUPPORTING SERVICES

Finpro in Russia and Kazakhstan

<http://www.finpro.fi/en-US/Business/Market+Knowledge/Finpro+Russia/>

Investment Promotion Agency of Republic of Kazakhstan "Kazinvest"

<http://www.kazinvest.kz/>

Invest in Kazakhstan

<http://www.investkz.com/en/>

Kazakhstan Investment Fund

<http://www.kif.kz/>

SOME AUTHORITIES

Government of the Republic of Kazakhstan

<http://en.government.kz/>

Ministry of Finance

<http://www.minfin.kz/index.php?lang=eng>

Ministry of Foreign Affairs

<http://portal.mfa.kz/>

Central Bank of Kazakhstan

<http://www.nationalbank.kz/>

Information subject to changes

6. Additional information

b) Embassy and European Commission's Delegation

Embassy of Finland in Kazakhstan

Contacts:

Finland Consulate
Bogengai batyr 188-12
Almaty, Kazakhstan
Phone.: +73272-922715
E-mail: outo@itte.kz

Delegation of the European Commission to Kazakhstan

Contacts:

Kosmonavtov Street 62,
Astana, 010000, Kazakhstan
Phone: +7/3172/ 979 561
Fax: +7/3172/ 979 563
Email: delegation.kazakhstan@ec.europa.eu

Information subject to changes

6. Additional information

c) Other sources

CIA World Factbook

<https://www.cia.gov/library/publications/the-world-factbook/geos/kz.html>

FINPRO

<http://www.finpro.fi/en-US/Finpro/>

International Labour Organization

<http://www.ilo.org/global/lang--en/index.htm>

The Agency of Statistics of Republic of Kazakhstan

<http://www.eng.stat.kz/Pages/default.aspx>

The Heritage Foundation

<http://www.heritage.org/>

Information subject to changes

6. Additional information

c) Other sources

The United Nations Economic Commission for Europe (UNECE)

<http://www.unece.org/>

United Nations Conference of Trade and Development

<http://www.unctad.org/en/>

United Nations Population Division, World Population Prospects: The 2010 Revision

<http://esa.un.org>

Information subject to changes