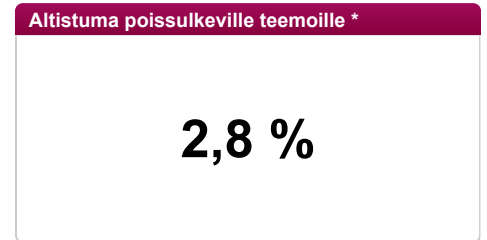
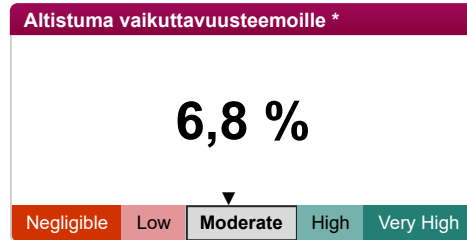
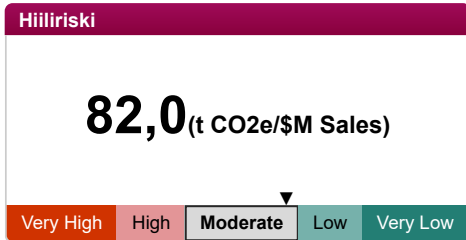


Parhaimman ESG-arvosanan rahastot

Nimi	ESG-arvosana
Ishares Msci Europe Min Vol	7,8
Aktia Corporate Bond+ C	7,7
Aktia Impakti A	7,5
Aktia Lyhyt Yrityskorko+ X	7,4
Aktia Lyhyt Yrityskorko+ D	7,4

Huonoimman ESG-arvosanan rahastot

Nimi	ESG-arvosana
Aktia Emerging Market Bond+ C	4,1
Aktia Emerging Market Local Currency Frontier Bond+ C	5,6
Aktia Em Mrkt Local Currency Bond+ C	5,7
Aktia Mikro Rein A	5,8
iShares Healthcare Innovation UCITS ETF USD Acc	5,9



Sanasto

ESG-arvosana	ESG-kokonaisarvosana mittaa allaolevien omistusten kykyä hallita ympäristöön, sosiaalisiin tekijöihin ja hallintotapaan liittyviä keski- ja pitkän aikavälin riskejä ja mahdollisuuksia.
Kattavuus	Osuus omistuksista, joilla on ESG-dattaa.
Hiiliriski	Omistusten hiili-intensiteettien painotettu keskiarvo. Mittaa hiilidioksidiekvivalentteja kasvihuonekaasupäästöjä (Scope 1+2) suhteessa yhtiön liikevaihtoon.
Altistuma vaikuttavuusteemoille (%)	Painotettu keskiarvo salkun allaolevien yhtiöiden liikevaihdon prosentuaalisesta osuudesta, joka tulee vaikuttavuusteemaisista tuotteista ja palveluista perustuen YK:n kestävän kehityksen tavoitteisiin (UN Sustainable Development Goals, SDGs). Niiden yhtiöiden liikevaihto jätetään pois, joilla on negatiivisia ulkoisvaikutuksia. Negatiiviset ulkoisvaikutukset viittaavat erittäin vakaviin ja vakaviin ESG-epäkohtiin, ESG-arvosanoihin CCC ja B, suoraan osallisuuteen koronkiskontaan, osallisuuteen kiistanalaisiin aineisiin, yli 5 % liikevaihdon osuuteen tavanomaisista aseista ja yli 10 % liikevaihdon osuuteen alkoholin tai tupakan tuotannosta. Lasketaan vain rahastoille.
Altistuma poissulkeville teemoille (%)	%-osuus salkun markkina-arvosta joka altistuu yhtiöihin, joilla on yksi tai useampia yleisesti vastuullisen sijoittamisen periaatteiden vastaisina pidettäviä toimintoja (alkoholi, siviililampuma-aseet, uhkapelaaminen, aseet, rypälepommit, maamiinat, ydinvoima, geenimanipuloidut organismit ja tupakka). Lasketaan vain rahastoille.

ESG Data Provided by MSCI ESG Research LLC

* - Lasketaan vain rahastoille

Certain information contained herein (the "Information") has been provided by MSCI ESG Research LLC, a Registered Investment Adviser under the Investment Advisers Act of 1940, and may include data from its affiliates (including MSCI Inc. and its subsidiaries ("MSCI")), or third party suppliers (each an "Information Provider"), and it may not be reproduced or disseminated in whole or in part without prior written permission. The Information has not been submitted to, nor received approval from, the US SEC or any other regulatory body. The Information may not be used to create any derivative works, or in connection with, nor does it constitute, an offer to buy or sell, or a promotion or recommendation of, any security, financial instrument or product or trading strategy, nor should it be taken as an indication or guarantee of any future performance, analysis, forecast or prediction. Some funds may be based on or linked to MSCI indexes, and MSCI may be compensated based on the fund's assets under management or other measures. MSCI has established an information barrier between equity index research and certain Information. None of the Information in and of itself can be used to determine which securities to buy or sell or when to buy or sell them. The Information is provided "as is" and the user of the Information assumes the entire risk of any use it may make or permit to be made of the Information. Neither MSCI ESG Research nor any Information Party makes any representations or express or implied warranties (which are expressly disclaimed), nor shall they incur liability for any errors or omissions in the Information, or for any damages related thereto.

Rahastosijoitukset*									
	Markkina- arvo (€)	% salkusta	Kattavuus (%)	ESG- arvosana **	12 kk tuottoero vertailuindeksiin (%)	ESG-arvosana - Verrokkipersentti	Hilliriski (tCO2e/\$M liikevaihto)	SFDR	
SEB Global Exposure Fund IC (EUR)	64 214 349,0	29,3	99,7	6,9	1,1	35,2	71,8	-	
Handelsbanken Global Indeksi Criteria (A1 EUR)	33 143 896,4	15,1	99,2	6,8	-0,6	29,6	67,4	8	
Mandatum AM Korkosalkku S	7 052 559,7	3,2	-	-	-	-	-	-	
Aktia European High Yield Bond+ C	5 611 795,4	2,6	58,8	6,4	-	69,1	58,7	8	
Aktia Corporate Bond+ C	5 452 050,9	2,5	87,1	7,7	-	80,2	73,4	-	
Ishares Msci Usa Min Vol	3 138 006,5	1,4	99,8	6,8	-15,3	70,2	263,4	-	
Ishares Msci Europe Min Vol	2 839 694,4	1,3	100,0	7,8	-5,2	33,1	101,4	6	
Aktia Emerging Market Bond+ C	2 451 431,5	1,1	98,1	4,1	-	37,2	-	-	
Aktia Government Bond+ C	2 387 794,3	1,1	-	-	-	-	-	-	
Mandatum Life Nordic High Yield B EUR	2 250 000,0	1,0	47,0	7,0	-	-	83,6	-	
Aktia Em Mrkt Local Currency Bond+ C	2 125 521,0	1,0	100,0	5,7	-	92,2	3,0	-	
Aktia Mikro Rein A	2 100 624,5	1,0	46,0	5,8	-17,0	-	8,8	8	
Aktia Lyhyt Yrittyskorko+ X	1 436 385,9	0,7	75,7	7,4	1,6	81,4	66,5	8	
Aktia Lyhyt Yrittyskorko+ D	1 371 708,3	0,6	73,2	7,4	1,7	80,6	68,7	8	
Aktia Arvo Rein A	1 176 283,6	0,5	83,1	6,5	-8,4	1,9	47,6	8	
iShares Automation & Robotics UCTS ETF USD	944 681,7	0,4	97,3	7,1	15,8	74,4	18,8	8	
iShares Digitalisation UCITS ETF USD Acc	844 046,3	0,4	95,6	6,4	8,9	45,0	31,6	8	
Aktia Emerging Market Local Currency Frontier Bond+ C	840 109,1	0,4	99,4	5,6	-	90,6	1,5	8	
ISHARES GLOBAL CLEAN ENERGY	698 228,3	0,3	93,5	6,9	-41,5	60,5	187,6	8	
iShares Healthcare Innovation UCITS ETF USD Acc	659 139,3	0,3	99,6	5,9	-19,9	32,6	24,0	8	
iShares Core S&P 500 UCITS ETF USD (Acc)	613 303,2	0,3	99,9	6,7	0,7	51,2	106,8	6	
Aktia Impakti A	527 525,9	0,2	41,8	7,5	-8,8	-	78,6	9	
Aktia Mikro Markka A	520 177,3	0,2	43,3	6,0	-0,3	-	19,7	8	
eQ Lyhyt Korko 1 K	496 488,5	0,2	37,2	7,0	0,3	-	8,3	8	

	Markkina-arvo (€)	% salkusta	Kattavuus (%)	ESG-arvosana **	12 kk tuottoero vertailuindeksiin (%)	ESG-arvosana - Verrokkipersentti	Hiiliriski (tCO2e/\$M liikevaihto)	SFDR
Aktia Varainhoitosalkku+ Maltillinen Kasvu X	389 586,3	0,2	-	-	-6,6	-	-	-
iShares Ageing Population UCITS ETF USD Acc	384 127,9	0,2	98,5	6,2	-13,9	9,9	19,1	8
Aktia Nordic Micro Cap L	188 452,4	0,1	38,7	5,9	-24,5	-	13,8	8
Aktia Europe Small Cap L	125 226,8	0,1	95,6	6,2	-6,8	4,5	53,5	8

Suorat sijoitukset

	Markkina-arvo (€)	% salkusta	Yleisarvosana	Hiiliriski (tCO2e/\$M liikevaihto)	ESG-epäkohdat	YK:n Global Compact -aloitteen noudattaminen
Orion Oyj B	2 819 389,7	1,3	Leader	16,8	Green	Pass
Nordea Bank Oyj	2 695 822,9	1,2	Leader	0,5	Green	Pass
Metso Oyj	1 752 423,7	0,8	Leader	10,8	Green	Pass
Valmet Oyj	1 716 367,0	0,8	Leader	21,2	Green	Pass
UPM-Kymmene Oyj	1 559 948,0	0,7	Leader	377,4	Yellow	Pass
Sampo Oyj A	1 364 564,5	0,6	Leader	0,5	Green	Pass
Neste Oyj	1 256 190,0	0,6	Leader	90,3	Green	Pass
Bnp Paribas Iss 6.1.2028 9,43 %	1 142 089,4	0,5	-	-	-	-
Stora Enso Oyj R	1 141 027,5	0,5	Leader	157,2	Orange	Watch List
Metsä Board Plc B	1 023 539,6	0,5	Leader	237,1	Green	Pass
Huhtamäki Oyj	1 011 544,2	0,5	Average	228,0	Green	Pass
Nokia Oyj	900 239,3	0,4	Leader	18,0	Yellow	Pass
Bnp Paribas Iss 4.7.2028 8,85 %	556 518,8	0,3	-	-	-	-
Fortum Oyj	487 138,0	0,2	Average	1 813,4	Green	Pass
Aktia Luottokori Eurooppa High Yield Kertyvä SEK 1049	463 973,1	0,2	-	-	-	-
Kemira Oyj	418 910,5	0,2	Leader	214,2	Green	Pass
Citycon Oyj	345 841,6	0,2	Leader	91,8	Green	Pass
Wärtsilä Oyj	213 963,8	0,1	Leader	11,4	Green	Pass
Taaleritehdas Oyj-b	201 708,6	0,1	-	-	-	-
Mandatum Oyj	140 211,5	0,1	Average	0,2	Green	Pass
YIT Oyj	107 190,0	0,0	Leader	16,7	Green	Pass
F-secure Corp	91 575,0	0,0	Average	7,8	Green	Pass
Withsecure Oyj	46 620,0	0,0	-	-	-	-
Corestate 1,375 % 28.11.2022	10 170,8	0,0	-	-	-	-

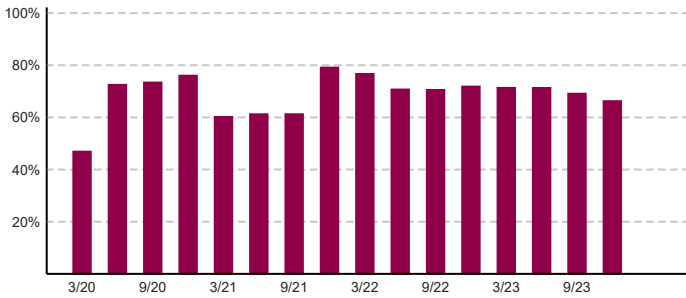
ESG Data Provided by MSCI ESG Research LLC

** - ESG-arvosana suhteutettuna verrokkipersenttiin (Paras kolmannes: vihreä, huonoin kolmannes: punainen, keskikolmannes: keltainen)

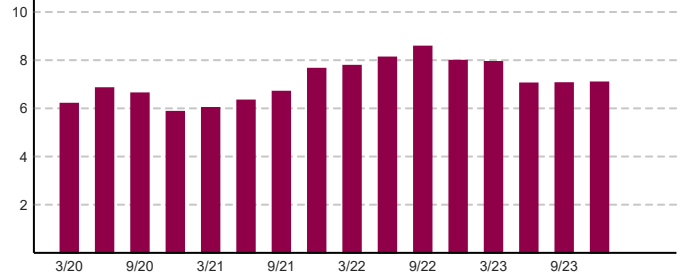
Certain information contained herein (the "Information") has been provided by MSCI ESG Research LLC, a Registered Investment Adviser under the Investment Advisers Act of 1940, and may include data from its affiliates (including MSCI Inc. and its subsidiaries ("MSCI")), or third party suppliers (each an "Information Provider"), and it may not be reproduced or disseminated in whole or in part without prior written permission. The Information has not been submitted to, nor received approval from, the US SEC or any other regulatory body. The Information may not be used to create any derivative works, or in connection with, nor does it constitute, an offer to buy or sell, or a promotion or recommendation of, any security, financial instrument or product or trading strategy, nor should it be taken as an indication or guarantee of any future performance, analysis, forecast or prediction. Some funds may be based on or linked to MSCI indexes, and MSCI may be compensated based on the fund's assets under management or other measures. MSCI has established an information barrier between equity index research and certain information. None of the information in and of itself can be used to determine which securities to buy or sell or when to buy or sell them. The information is provided "as is" and the user of the information assumes the entire risk of any use it may make or permit to be made of the information. Neither MSCI ESG Research nor any information party makes any representations or express or implied warranties (which are expressly disclaimed), nor shall they incur liability for any errors or omissions in the information, or for any damages related thereto.



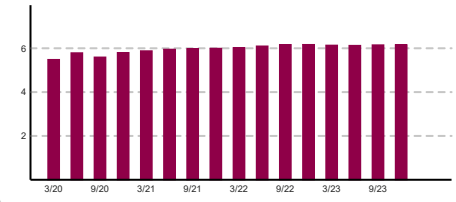
Kattavuuden kehitys



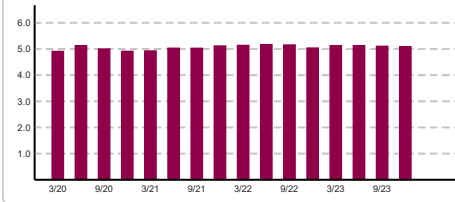
ESG-arvosanan kehitys



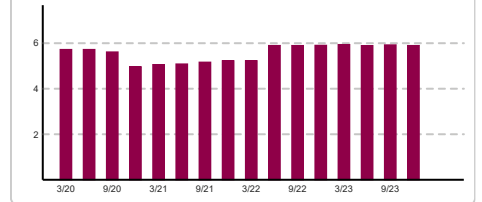
Ympäristöarvosanan kehitys (E)



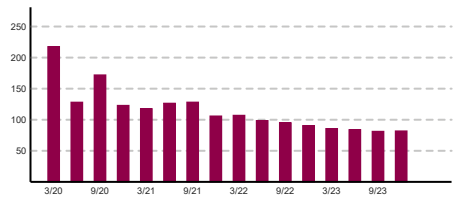
Yhteiskunta-arvosanan kehitys (S)



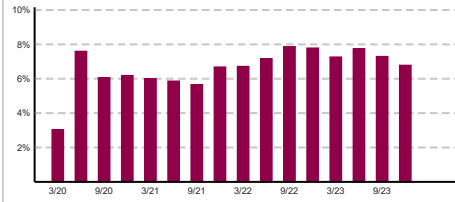
Hallintotapa-arvosanan kehitys (G)



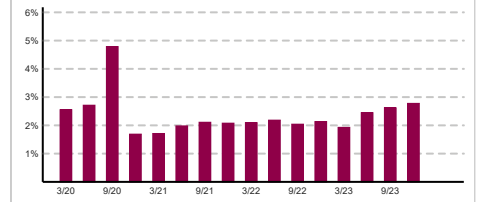
Hiiliriskin kehitys



Altistuma vaikuttavuusteemoille - kehitys



Altistuma poissulkeville teemoille - kehitys

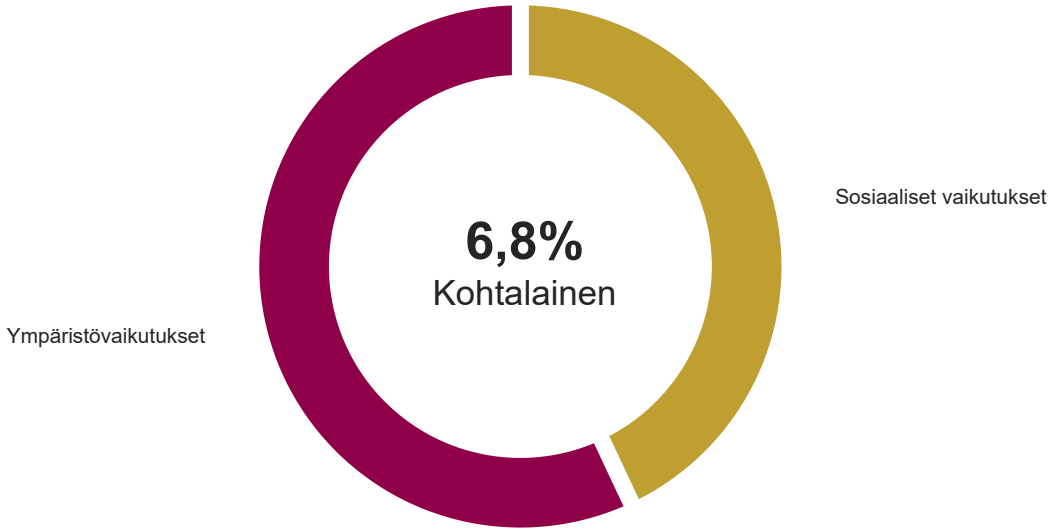


ESG Data Provided by MSCI ESG Research LLC

Certain information contained herein (the "Information") has been provided by MSCI ESG Research LLC, a Registered Investment Adviser under the Investment Advisers Act of 1940, and may include data from its affiliates (including MSCI Inc. and its subsidiaries ("MSCI")), or third party suppliers (each an "Information Provider"), and it may not be reproduced or disseminated in whole or in part without prior written permission. The Information has not been submitted to, nor received approval from, the US SEC or any other regulatory body. The Information may not be used to create any derivative works, or in connection with, nor does it constitute, an offer to buy or sell, or a promotion or recommendation of, any security, financial instrument or product or trading strategy, nor should it be taken as an indication or guarantee of any future performance, analysis, forecast or prediction. Some funds may be based on or linked to MSCI indexes, and MSCI may be compensated based on the fund's assets under management or other measures. MSCI has established an information barrier between equity index research and certain Information. None of the Information in and of itself can be used to determine which securities to buy or sell or when to buy or sell them. The Information is provided "as is" and the user of the Information assumes the entire risk of any use it may make or permit to be made of the Information. Neither MSCI ESG Research nor any Information Party makes any representations or express or implied warranties (which are expressly disclaimed), nor shall they incur liability for any errors or omissions in the Information, or for any damages related thereto.

Kaikki sijoitukset ▾

Vaikuttavuus yhteensä (rahastot)



Ympäristövaikutukset

3,9% Matala

Sosiaaliset vaikutukset

2,9% Matala

Ilmastonmuutos

Vaihtoehtoiset energiaratkaisut (%)	0,8 %
Energiätehokkuus (%)	2,4 %
Vihreä rakentaminen (%)	0,4 %

Perustarpeet

Vakavien sairauksien hoito (%)	2,0 %
Sanitaatio (%)	0,2 %
Ravitsemus (%)	0,3 %

Luonnonvarat

Kestävä vesihuolto (%)	0,1 %
Saasteiden torjunta (%)	0,2 %

Voimaannuttaminen

Koulutus (%)	0,0 %
Pienten ja keskisuurten yritysten rahoitus (%)	0,2 %
Kohtuuhintainen asuminen (%)	0,1 %

Lukuohje

'Vaikuttavuus yhteensä' kuvaa kuinka suuri osa rahastojen kautta omistettujen yhtiöiden liikevaihdosta tulee tuotteista tai palveluista, jotka auttavat ratkaisemaan merkittäviä sosiaalisia tai ympäristöllisiä haasteita perustuen YK:n kestävän kehityksen tavoitteisiin (UN Sustainable Development Goals, SDGs). Luku lasketaan painotettuna keskiarvona salkun rahastojen vastaavista luvuista. Jotta yhtiö voi kontribuoida rahaston lukuun, sen tulee täyttää minimi-ESG -standardit: niiden yhtiöiden liikevaihto jätetään pois, joiden toiminnassa on vakavia ESG-epäkohtia, ESG-arvosana on CCC tai B, joilla on suoraa osallisuutta koronkiskontaan tai kiistanalaisiin aseisiin, joiden liikevaihdosta yli 5 % tulee tavanomaisista aseista tai joiden liikevaihdosta yli 10 % tulee alkoholiin tai tupakan tuotannosta.

Vaikuttavuusluokitus

Prosenttiosuus	Vaikuttavuus
>20%	Erittäin korkea
>10% ja <=20%	Korkea
>5% ja <=10%	Kohtalainen
>1% ja <=5%	Matala
<=1%	Merkityksetön

ESG Data Provided by MSCI ESG Research LLC

Certain information contained herein (the "Information") has been provided by MSCI ESG Research LLC, a Registered Investment Adviser under the Investment Advisers Act of 1940, and may include data from its affiliates (including MSCI Inc. and its subsidiaries ("MSCI")), or third party suppliers (each an "Information Provider"), and it may not be reproduced or disseminated in whole or in part without prior written permission. The Information has not been submitted to, nor received approval from, the US SEC or any other regulatory body. The Information may not be used to create any derivative works, or in connection with, nor does it constitute, an offer to buy or sell, or a promotion or recommendation of, any security, financial instrument or product or trading strategy, nor should it be taken as an indication or guarantee of any future performance, analysis, forecast or prediction. Some funds may be based on or linked to MSCI indexes, and MSCI may be compensated based on the fund's assets under management or other measures. MSCI has established an information barrier between equity index research and certain Information. None of the Information in and of itself can be used to determine which securities to buy or sell or when to buy or sell them. The Information is provided "as is" and the user of the Information assumes the entire risk of any use it may make or permit to be made of the Information. Neither MSCI ESG Research nor any Information Party makes any representations or express or implied warranties (which are expressly disclaimed), nor shall they incur liability for any errors or omissions in the Information, or for any damages related thereto.